

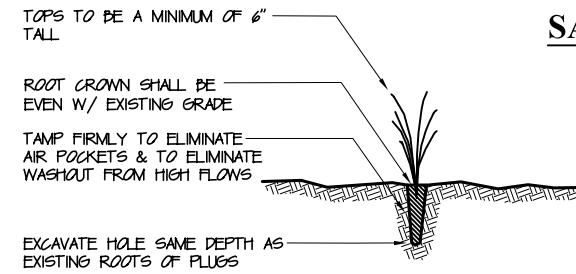
PLANT LIST

Common Name	Scientific Name	Bank Position
TREES		
Alder (white)	<i>Alnus rhombifolia</i>	L
Arroyo willow	<i>Salix lasiolepis</i>	L
Big-leaf maple	<i>Acer macrophyllum</i>	U,M
California bay-laurel	<i>Umbellularia californica</i>	L,M
California buckeye	<i>Aesculus californica</i>	U,M
Coast live oak	<i>Quercus agrifolia</i>	U,M
Douglas-fir	<i>Pseudotsuga menziesii</i>	U,M,L
Oregon ash	<i>Fraxinus latifolia</i>	L,M
Redwood	<i>Sequoia sempervirens</i>	U,M,L
Tanoak	<i>Lithocarpus densiflorus</i>	U,M
Valley oak	<i>Quercus lobata</i>	U
SHRUBS & VINES		
California blackberry	<i>Rubus ursinus</i>	M
Ceanothus	<i>Ceanothus thyrsiflorus</i>	U
Coyote brush (prostrate)	<i>Baccharis pilularis</i>	U
Coffeeberry	<i>Rhamnus californica</i>	U,M
Dogwood	<i>Cornus sericea</i>	L,M
	<i>Sambucus nigra canadensis</i>	U,M,L
Elderberry	<i>canadensis</i>	U,M,L
Hazelnut	<i>Corylus cornuta</i>	M,U
Honeysuckle, CA (vine)	<i>Lonicera hispidula</i>	M,U
Maidenhair fern	<i>Adiantum capillus-veneris</i>	M,L
Monkeyflower	<i>Mimulus spp.</i>	U,M,L
Ocean spray	<i>Holodiscus discolor</i>	U,M
Pipevine, CA	<i>Aristolochia californica</i>	U,M,L
Red-flowering currant	<i>Ribes sanguineum</i>	U,M
Rose, CA	<i>Rosa californica</i>	U
Rose, wood	<i>Rosa gymnocarpa</i>	U,M
Salmonberry	<i>Rubus spectabilis</i>	M
Snowberry (creeping)	<i>Symphoricarpos mollis</i>	M
Thimbleberry	<i>Rubus parviflorus</i>	L,M
Twinberry (vine)	<i>Lonicera involucrata</i>	L,M
Virgin's bower (vine)	<i>Clematis ligusticifolia</i>	L,M
Wild ginger (groundcover)	<i>Asarum caudatum</i>	U,M
HERBACEOUS SPECIES		
Black flowering sedge	<i>Carex nudata</i>	L
California meadow sedge	<i>Carex pansa</i>	U,M,L
Spike rush	<i>Eleocharis macrostachya</i>	Floodplain, L
Giant chain fern	<i>Woodwardia fimbriata</i>	L
Gray rush	<i>Juncus patens</i>	Floodplain, L
Pacific iris	<i>Iris douglasiana</i>	U
Santa Barbara sedge	<i>Carex barbarae</i>	Floodplain, L
Soft rush	<i>Juncus effusus</i>	Floodplain, L
Tall flatsedge	<i>Cyperus eragrostis</i>	Floodplain, L
Western sword fern	<i>Polystichum munitum</i>	L
GRASSES		
Blue wildrye	<i>Elymus glaucus</i>	U,M
California brome	<i>Bromus carinatus</i>	U,M
California fescue	<i>Festuca californica</i>	U,M
Creeping wildrye	<i>Leymus triticoides</i>	U,M
Idaho fescue	<i>Festuca idahoensis</i>	U,M
Meadow barley	<i>Hordeum brachyantherum</i>	U,M
Purple needlegrass	<i>Nassella pulchra</i>	U,M

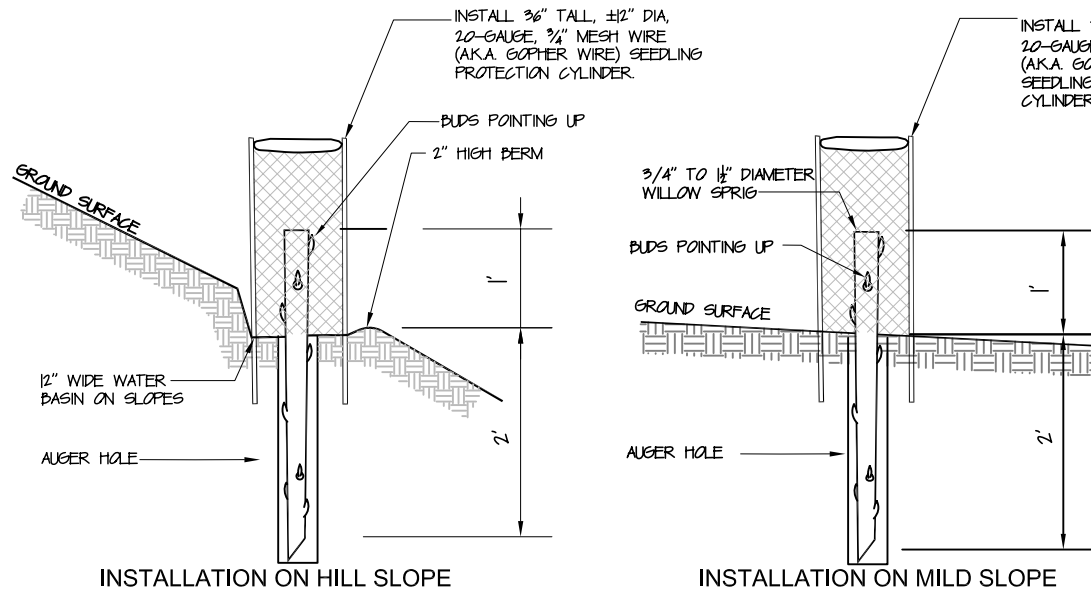
PLANTING NOTES

Planting Position: U = upper bank, M = middle bank, L = lower bank
 Plant trees in clusters of 3-9 each, spaced 15 feet apart.
 Plant shrubs, ferns and vines in clusters of 3 to 9 each, spaced 3 to 6 feet apart (within cluster).
 Plant grass, sedge, and rush 1.5' to 3' on center in clusters.
 Channel floodplain and banks should be planted with seed mix and/or plugs.
Watering: DriWater® gel packs may be used if drip is not feasible. Plants should be watered for establishment period of 3 years.

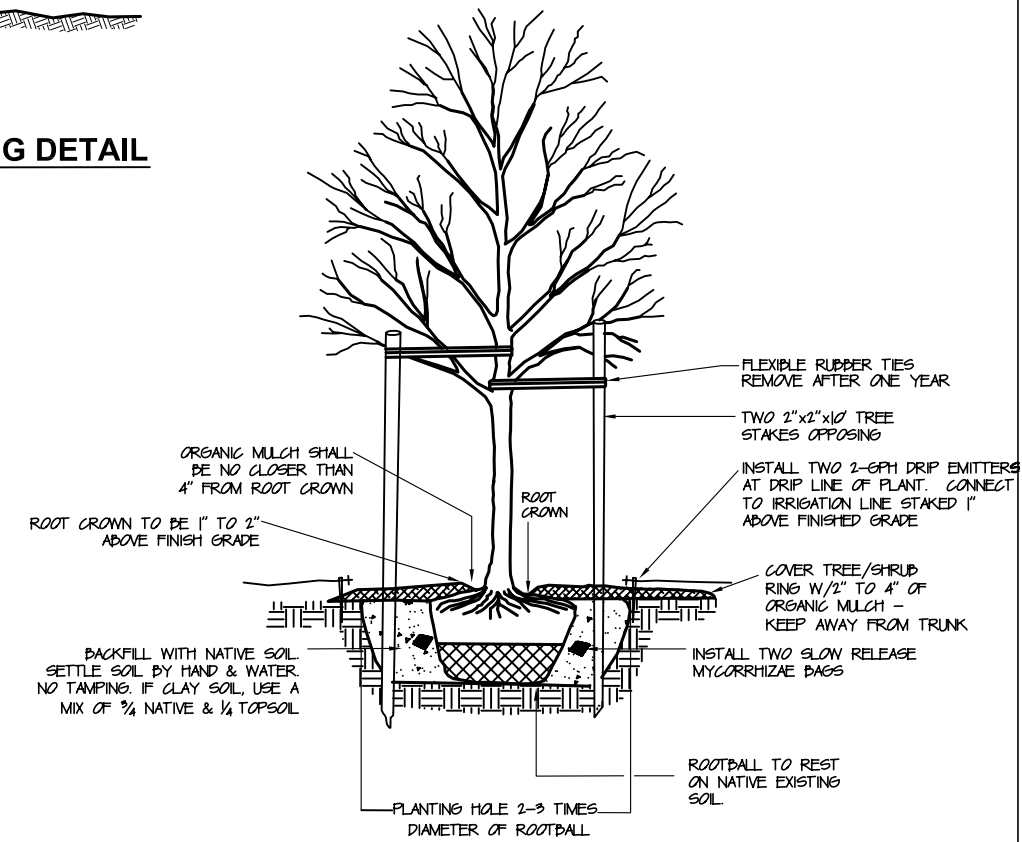
SAN GERONIMO SALMONID ENHANCEMENT PLAN PLANT LIST & PLANTING DETAILS CONCEPTUAL PLAN 1



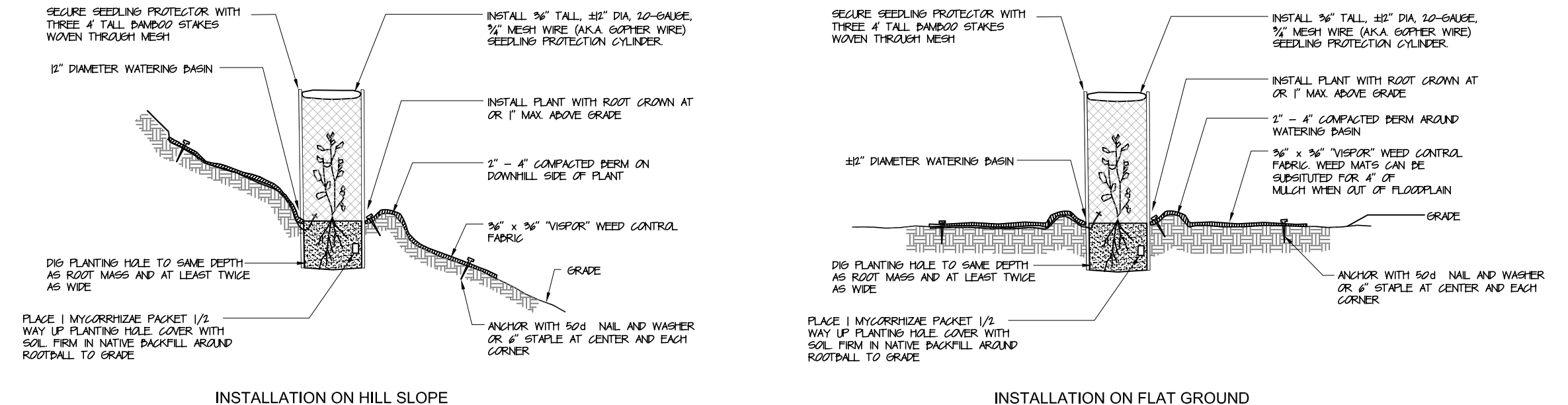
PLUG PLANTING DETAIL



WILLOW STAKE PLANTING DETAIL



TREE PLANTING DETAIL



CONTAINER - GROWN PLANTS PLANTING DETAIL