


Name: _____ Club: _____

**UNIVERSITY OF CALIFORNIA
COOPERATIVE EXTENSION
SANTA BARBARA COUNTY
4-H YOUTH DEVELOPMENT PROGRAM**

RABBIT LEVEL TESTS

**Levels 1-4
& Level A**




Raising rabbits is an interesting and rewarding 4-H project. The 4-H Rabbit Level Tests help you learn what you need to know about your 4-H Rabbit Project. This is a five-year program for 4-H Rabbit Project members. You may only complete one level per year.

Each level has a minimum number of items that must be completed to earn that level award and they are listed on each level test. There are mandatory items that must be completed and items that you can decide to complete. As you complete the mandatory and additional items, the project leader must initial and date those items when completed.

When you have completed all items required in a level, your project leader will sign the Certificate of Achievement at the back of the packet. When you complete one level, you can start the next one. Keep the signed certificate as part of your 4-H records. The project leader will give out level testing rabbit pins for each level.



Name: _____ Club: _____



RABBIT LEVEL TEST
LEVEL 1
The Rabbit Explorer

You must complete a total of nine questions but the first five questions are **mandatory***.


	Leader Initials	Date
1*. Identify and describe three breeds of domestic rabbits.	_____	_____
2*. Name and point out the following parts of a rabbit: a. hindquarters b. loin c. saddle d. shoulder e. belly f. chest g. dewlap h. hock	_____	_____
3*. Demonstrate (show and tell) how to lift, hold, and carry a rabbit.	_____	_____
4*. Know the standard weights of your breed of rabbit.	_____	_____
5*. Demonstrate how to tell the sex of a young rabbit.	_____	_____
6. Describe a good type of cage and the equipment a beginner needs.	_____	_____
7. Explain what feeds are important for rabbits.	_____	_____
8. Give at least two reasons why you take the doe to the buck's cage for breeding.	_____	_____
9. Describe how to prepare a nest for a doe and when put it in a hutch before kindling.	_____	_____
10. Explain how to tattoo a rabbit.	_____	_____
11. Talk or Demonstrate at a club level. Provide title, date given, and signature of project or community leader.	_____	_____

Name: _____ Club: _____

**RABBIT LEVEL TEST
LEVEL 2
The Junior Rabbit Raiser**

You must complete a total of eight questions but the first five questions are **mandatory***.

	Leader Initials	Date
1*. Name and describe six breeds of domestic rabbits.	_____	_____
2*. Participate in showmanship. Provide date, place, name of event, award won.	_____	_____
3*. Make a project or craft (still exhibit) that relates to your rabbit and enter it at either exhibit day, fair, or recognized 4H event.	_____	_____
4*. Describe or demonstrate what you can do to protect your rabbit during hot and cold weather.	_____	_____
5*. Visit an animal shelter and learn how their rabbits are cared for. Describe in detail.	_____	_____
6. Describe desirable characteristics of a meat-type rabbit's hindquarters, loin, saddle, and shoulders.	_____	_____
7. Properly worm a rabbit with test administrator.	_____	_____
8. Attend two shows, clerk or ramrod for at least one judge. Write breed that you worked for, # of rabbits in breed, and signature of judge.	_____	_____
9. Describe or demonstrate how to sanitize your rabbit equipment.	_____	_____
10. Talk or Demonstrate at a county event. Provide title, date, award won, signature of event coordinator, and photo if possible.	_____	_____
11. Describe and give control measures for <u>at least three</u> diseases or problem conditions of rabbits such as ear canker, sore hock, diarrhea, or vent disease.	_____	_____



Name: _____ Club: _____

**RABBIT LEVEL TEST
LEVEL 3
4-H Senior Rabbit Raiser**

You must complete a total of seven questions but the first five questions are **mandatory***.

	Leader Initials	Date
1*. Write out a pedigree for one of your rabbits.	_____	_____
2*. Demonstrate how to check a doe for pregnancy.	_____	_____
3*. Explain and describe <u>three</u> diseases, parasites, or problem conditions <u>not</u> covered in level 2, item 11.	_____	_____
4*. Show your rabbit in at least two rabbit shows (cumulative). Keep show cards/reports for rabbit shown, date, and place shown.	_____	_____
5*. Explain to test administrator how to recognize a sick rabbit. Describe symptoms, possible illness, and how to treat.	_____	_____
6. Compare two breed of rabbits from different classes, body types, and varieties. Write report or explain in detail to test administrator.	_____	_____
7. Invite and introduce a guest speaker at one of your club meetings. Guest speaker can be someone who can promote meat rabbits. (i.e. raising, butchering, marketing, feeding, or cooking of meat rabbits.) or teach showmanship, or discuss any other rabbit topic, breeding, housin showing, etc.	_____	_____
8. Tattoo a rabbit	_____	_____
9. Show completed rabbit project forms for at least one year in record book. Note county winner, medalist, club award if any.	_____	_____
10. Make a learning poster and exhibit it at a 4-H event, fair, or competition and record award won if any.	_____	_____
11. Talk or demonstrate at the regional level. Provide title, date, and signature of event coordinator.	_____	_____



Name: _____ Club: _____

**RABBIT LEVEL TEST
LEVEL 4
The Rabbit Leader**

You must complete a total of six questions but the first four questions are **mandatory***.

	Leader Initials	Date
1*. Complete a junior leader or teen leader project in the rabbit project.	_____	_____
2*. Plan a rabbit based community pride project that project members can participate in. Get signature of supervisor, # of hours completed describe work done.	_____	_____
3*. Prepare teaching materials for use at project meetings. Provide copy of one meetings materials and explain to test administrator how they were presented.	_____	_____
4*. Explain all the parts of a pedigree, legs, how to “grand” a rabbit and materials needed	_____	_____
5. Assist younger members in designing and constructing needed equipment.	_____	_____
6. Help plan a 4-H rabbit event. Provide information on show committees your role in the event, details of the event, clubs, members, and counties served.	_____	_____
7. Speak on a rabbit-based subject before an organization other than your 4-H club. (ie fair, FFA, feed store) Provide topic discussed and date.	_____	_____
8. Assist at a rabbit show as a clerk, secretary, recorder or an assistant to the judge for at least four breeds. List breeds, # in each breed, get judges signatures of breeds assisted, date, and show information.	_____	_____
9. Talk or demonstrate at the state level. Provide title, date, and signature of event coordinator.	_____	_____



Name: _____ Club: _____

**RABBIT LEVEL TEST
LEVEL A
The Rabbit Researcher**

This level, the Rabbit Researcher can be done at any time. You don't have to complete levels 1-4 in order to complete Level A. You must complete both steps I and II.

Leader
Initials


Date

Prepare a paper of 3000 words or more, or a portfolio on one or more of the following subjects. Orally summarize report at your rabbit project meeting or countywide educational event. (see below for portfolio or research topics)

- Management of rabbits.
- Rabbit feeds, feeding, and nutrition.
- Rabbit diseases, address prevention, control, and general sanitation.
- Markets and methods of marketing rabbits.
- Reproduction, breeding, and genetics of rabbits.
- Fur preparation for market, how marketed, and how fur is used.
- Keeping and using records as a basis for improving your 4-H rabbit project.
- Compare and Contrast 5 different breeds of rabbits.
- Track quality of a litter. How many were showable, buck to doe ratio, awards won, whether they were added to a breeding program & why

Name: _____ Club: _____

WHAT MIGHT GO INTO A PORTFOLIO?



What Goes Into a Portfolio?

As you think about what to include in your portfolio you will gain new understandings (even surprises) of the Rabbit Project and of yourself as a Rabbit Raiser. There are no right or wrong answers about what to include in your portfolio, however; they usually include easy-to-find statements about:

- Description of the project.
- Project goals.
- What you did to achieve goals.
- Explain what you learned of this project.

The portfolio should include whatever you think will tell your story the best. For example, statements of project goals, photographs, listing adult volunteers, examples of rabbit breeding, description of your activities, videotapes of events, graphs, charts, selections from your personal journal that you keep on the project, an essay about what you are learning, newspaper clippings about your project, anything that makes sense to you and help tell the story. Most people will probably create individual portfolios, however; teams can also make exciting portfolios for specific activities.