

University of California
Agriculture and Natural Resources



Tomato Powdery Mildew Control

Brenna Aegerter
University of California Cooperative Extension
San Joaquin County
(209) 953-6114
bjaegeter@ucdavis.edu

Leveillula taurica (*Oidiopsis sicula*)











- 2 in Yolo/Solano commercial fields
- 4 at UCD
- 4 in San Joaquin Co. commercial fields
- 4 in Dos Palos-area commercial fields
- 4 at West Side REC near Five Points
- Powdery mildew developed at 10 out of 18 trials

Mildew control program timings and materials

- Quadris Top alternated with sulfur dust - 7 day interval (July & August)
- Quadris Top alt. sulfur– as above but 14 day interval
- Quadris Top alt. sulfur– 7 day - late start at ~6 weeks before harvest (Aug)
- Quadris Top alt. sulfur – 7 day – early start but ending about 6 weeks before harvest (July)
- Sulfur dust – 7 day (July- August)
- Sulfur dust – 14 day (July- August)
- Wettable sulfur – 14 day (July- August)
- Non-treated control – no mildew fungicides

Tom Turini,
WSREC/Fresno

Powdery mildew
severity rating

PTAB lab analysis

Treatment	Spr Interval (days)	ays (#)	Powdery mildew severity rating		Yield (tons/ acre)	Sunburn (% fruit by weight)	PTAB lab analysis			
			20-Aug	10-Sep			Color	Soluble solids (°Brix)	pH	
Sulfur dust alt. w/ Quadris Top, early stop	7	6	0 b	0 c	30.9 ab	1.45	19.8	6.78a b	4.53	
Sulfur dust	7	11	0 b	0.05 c	29.5 ab	2.77	20.5	7.00a	4.61	
Sulfur dust alt. w/ Quadris Top	7	11	0.05 k	0.1 b c	34.0 a	1.49	20.3	6.88a b	4.57	
Sulfur dust alt. w/ Quadris Top	14	6	0.03 b	0.1 b c	29.2 ab	2.35	19.8	6.68a b	4.57	
Sulfur dust	14	6	0 b	0.1 b c	28.9 ab	2.58	20.8	6.90a b	4.56	
Sulfur dust alt. w/ Quadris Top, delayed start	7	6	0.08 b	0.35 b c	29.5 ab	2.73	20.0	6.68a b	4.61	
Wettable sulfur	14	6	0.15 b	0.68 b	29.4 ab	2.37	20.5	6.45a b	4.60	
Non-treated control	---	0	0.98 a	3.13 a	25.2 b	3	20.8	6.13 b	4.66	

Group comparisons

Non-treated control vs.
fungicide programs

0.98	3.13	25.2	3	20.8	6.13	4.66
0.04	0.2	30.2	2.25	20.2	6.76	4.58

Gene Miyao, Yolo County trial

Powdery mildew disease severity (%)

	interval	sprays	21-Aug	3-Sep	3-Sep	15-Sep	15-Sep
Treatment	(days)	(#)	incidence	necrosis	incidence	necrosis	incidence
Sulfur dust alt. w/ Quadris Top	7	7	2	18	3	25	13
Sulfur dust	7	7	2	10	3	16	13
Sulfur dust	14	4	3	16	3	25	13
Quadris Top	14	4	1	13	3	25	19
Sulfur dust alt. w/ Quadris Top	14	4	2	18	3	22	22
Sulfur dust alt. w/ Quadris Top, early stop	7	5	2	18	3	28	25
Wettable sulfur	14	4	2	32	5	39	29
Sulfur dust alt. w/ Quadris Top, delayed start	7	4	8	32	22	50	46
Non-treated control	-	0	9	69	76	76	79
		<i>LSD 5%</i>	<i>3.7</i>	<i>12.2</i>	<i>7.8</i>	<i>13.3</i>	<i>16.4</i>

Group comparisons

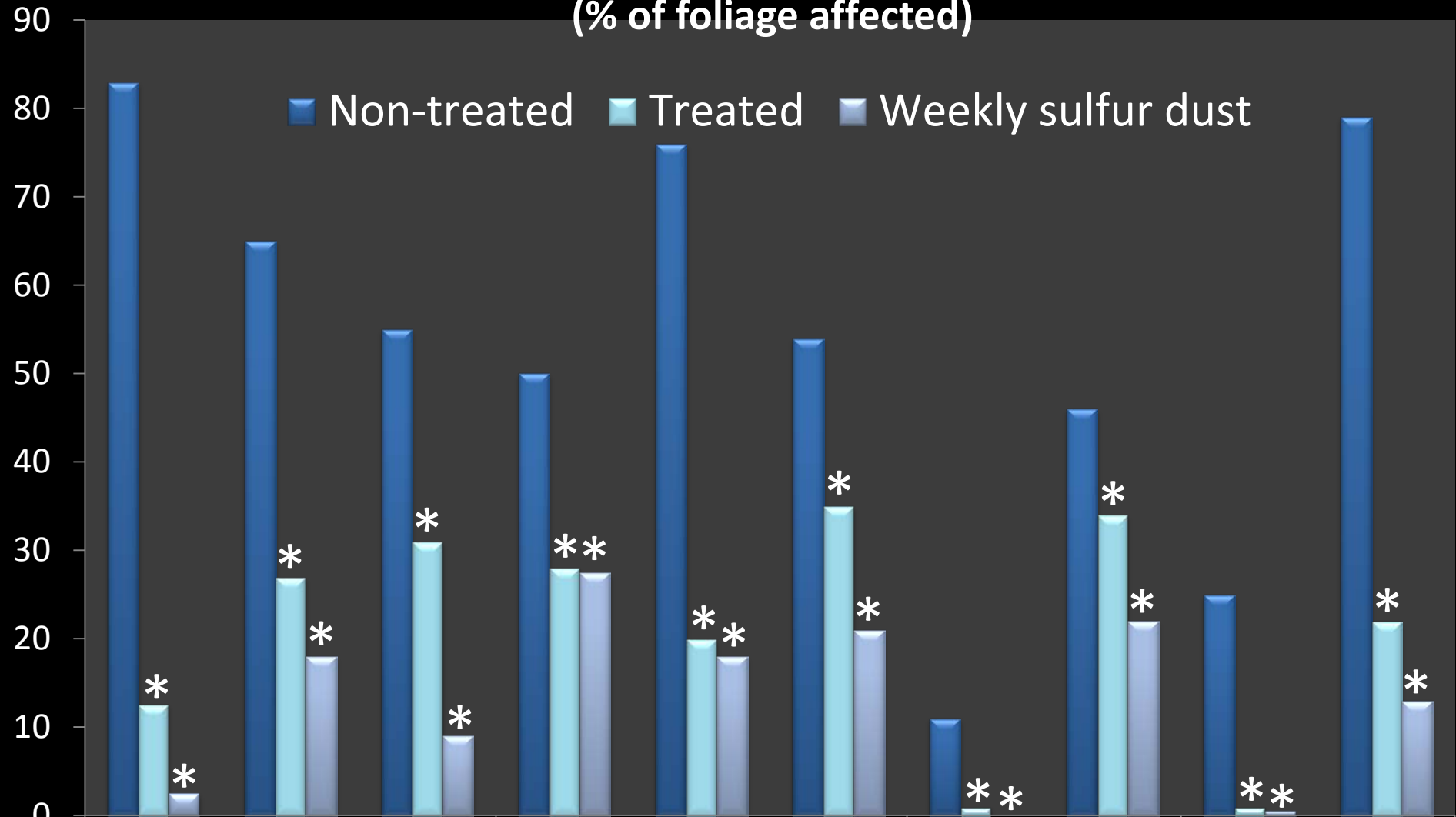
Non-treated control vs. fungicide treated	9	69	76	76	79
	2	20	6	29	22

Gene Miyao, Yolo County trial

Treatment	interval (days)	sprays (#)	Yield (tons/A)	Sunburn (% fruit by weight)	Soluble solids (°Brix)	Color	pH
Sulfur dust alt. w/ Quadris Top	7	7	38.0	6.4	5.80	22.8	4.43
Sulfur dust alt. w/ Quadris Top	14	4	38.5	4.7	5.68	23.8	4.47
Sulfur dust alt. w/ Quadris Top, delayed start	7	4	25.3	7.1	5.45	23.5	4.49
Sulfur dust alt. w/ Quadris Top, early stop	7	5	39.2	6.1	6.03	22.8	4.47
Sulfur dust	7	7	37.6	5.1	5.98	22.5	4.48
Sulfur dust	14	4	38.2	4.7	5.63	22.0	4.49
Wettable sulfur	14	4	27.4	6.0	5.56	22.0	4.55
Non-treated control	-	0	36.3	7.7	4.95	23.8	4.47
Quadris Top	14	4	46.8	4.8	5.48	22.5	4.44
<i>LSD 5%</i>			<i>NS</i>	<i>NS</i>	<i>NS</i>	<i>NS</i>	<i>NS</i>
<u>Group comparisons</u>							
Non-treated control vs. fungicide treated			36.3	7.7	4.95	23.8	4.47
			36.4	5.6	5.70	22.7	4.48

Disease incidence or foliar necrosis at harvest (% of foliage affected)

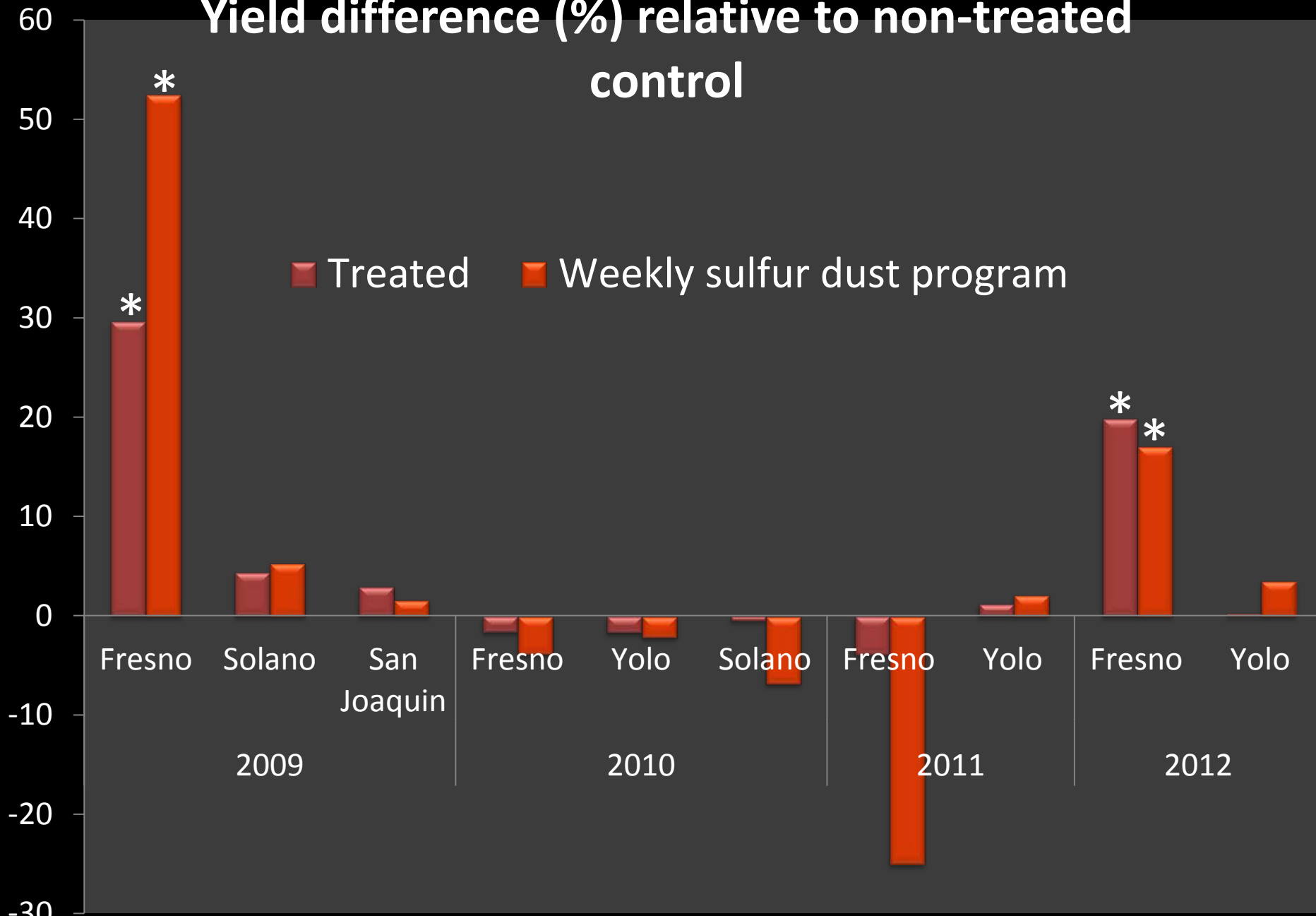
■ Non-treated ■ Treated ■ Weekly sulfur dust



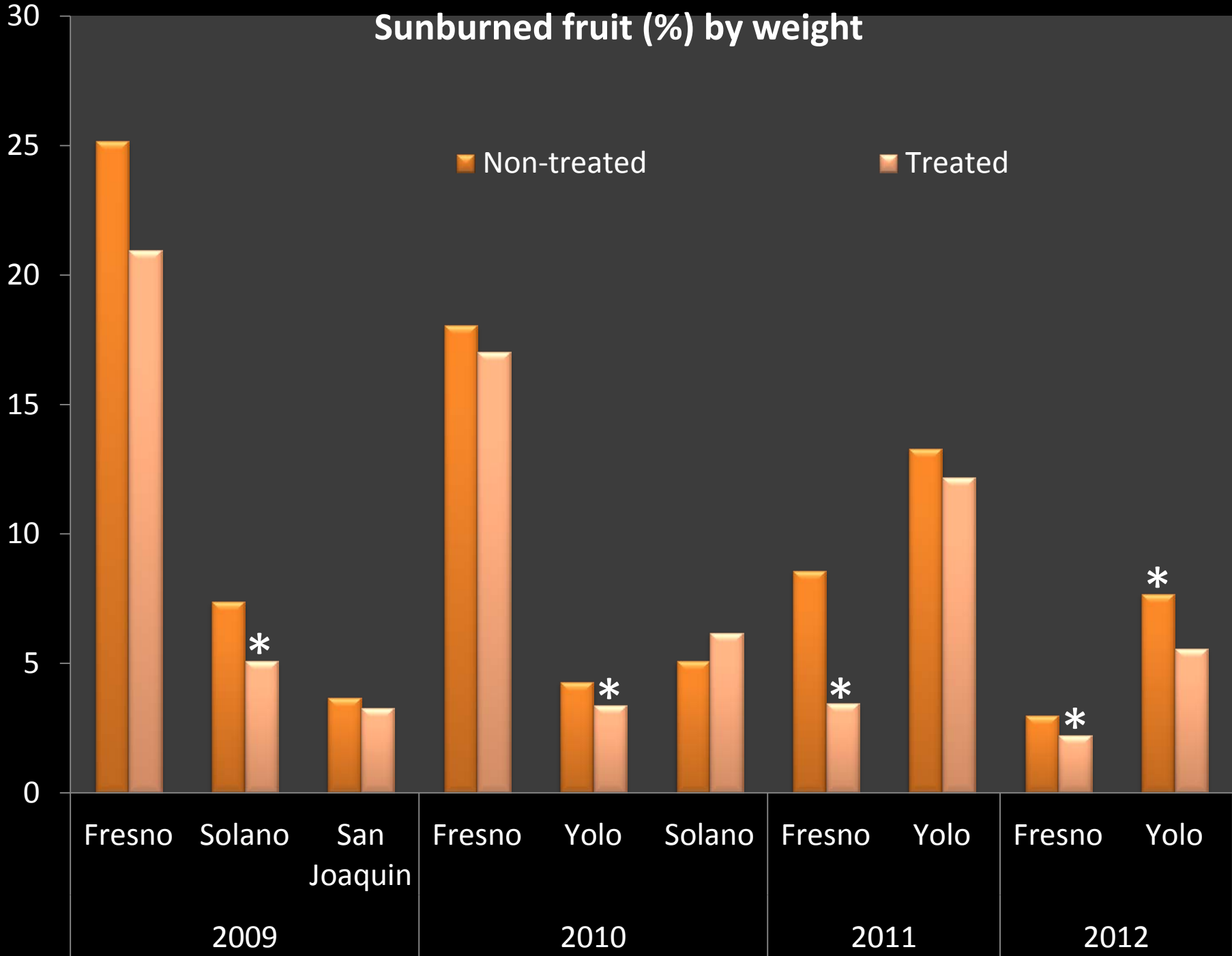
Fresno Solano San Joaquin Fresno Yolo Solano Fresno Yolo Fresno Yolo

2009 2010 2011 2012

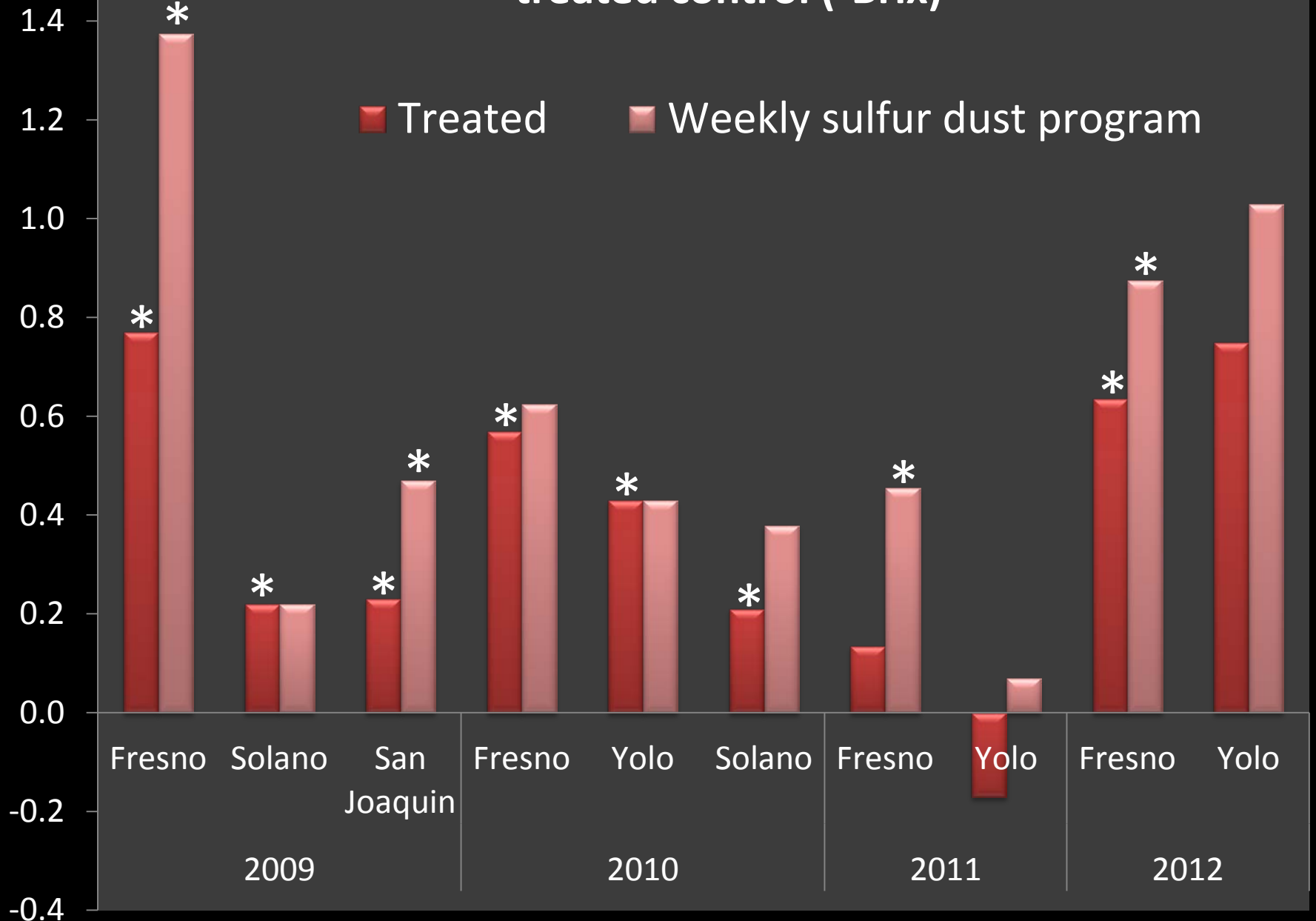
Yield difference (%) relative to non-treated control



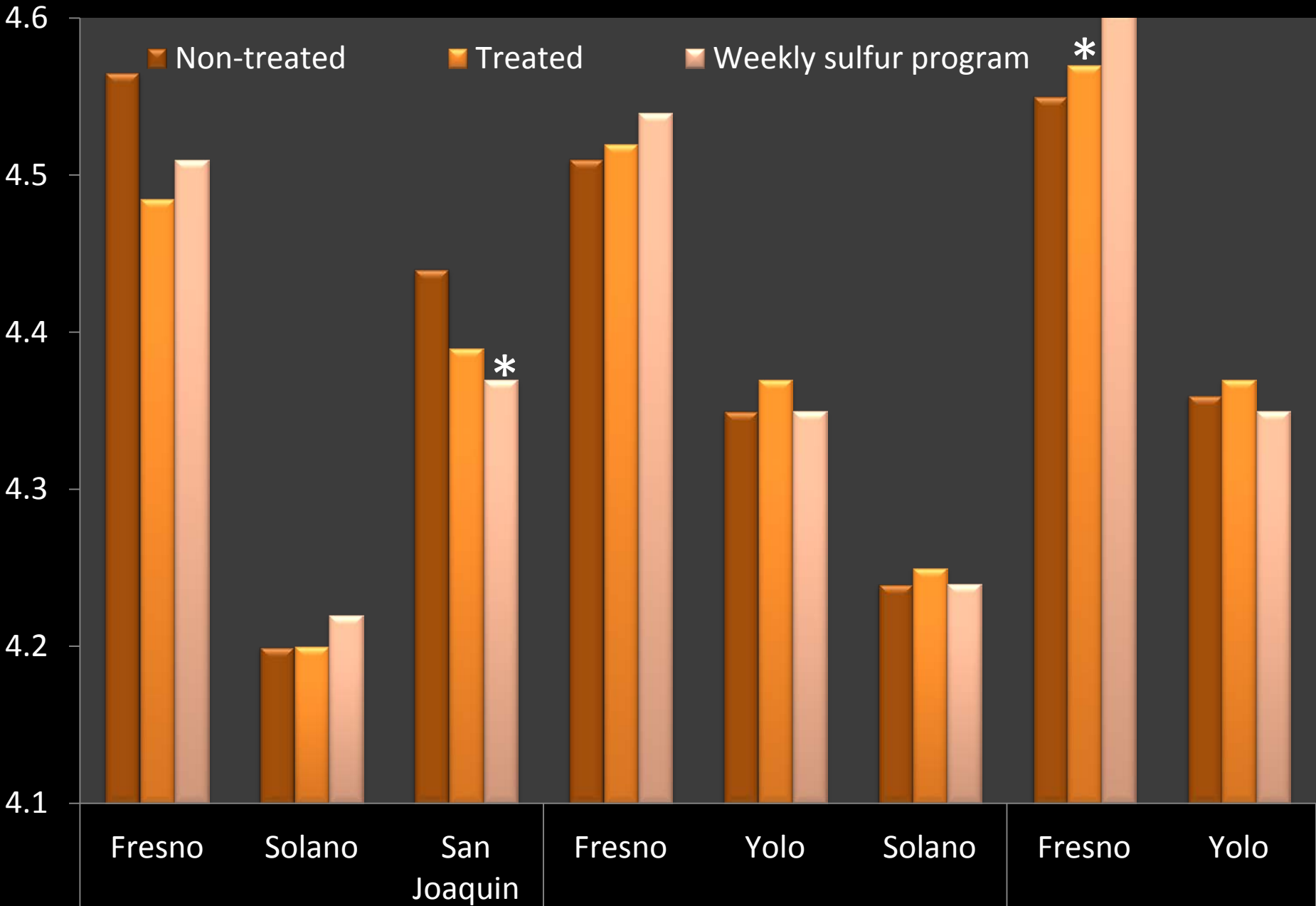
Sunburned fruit (%) by weight



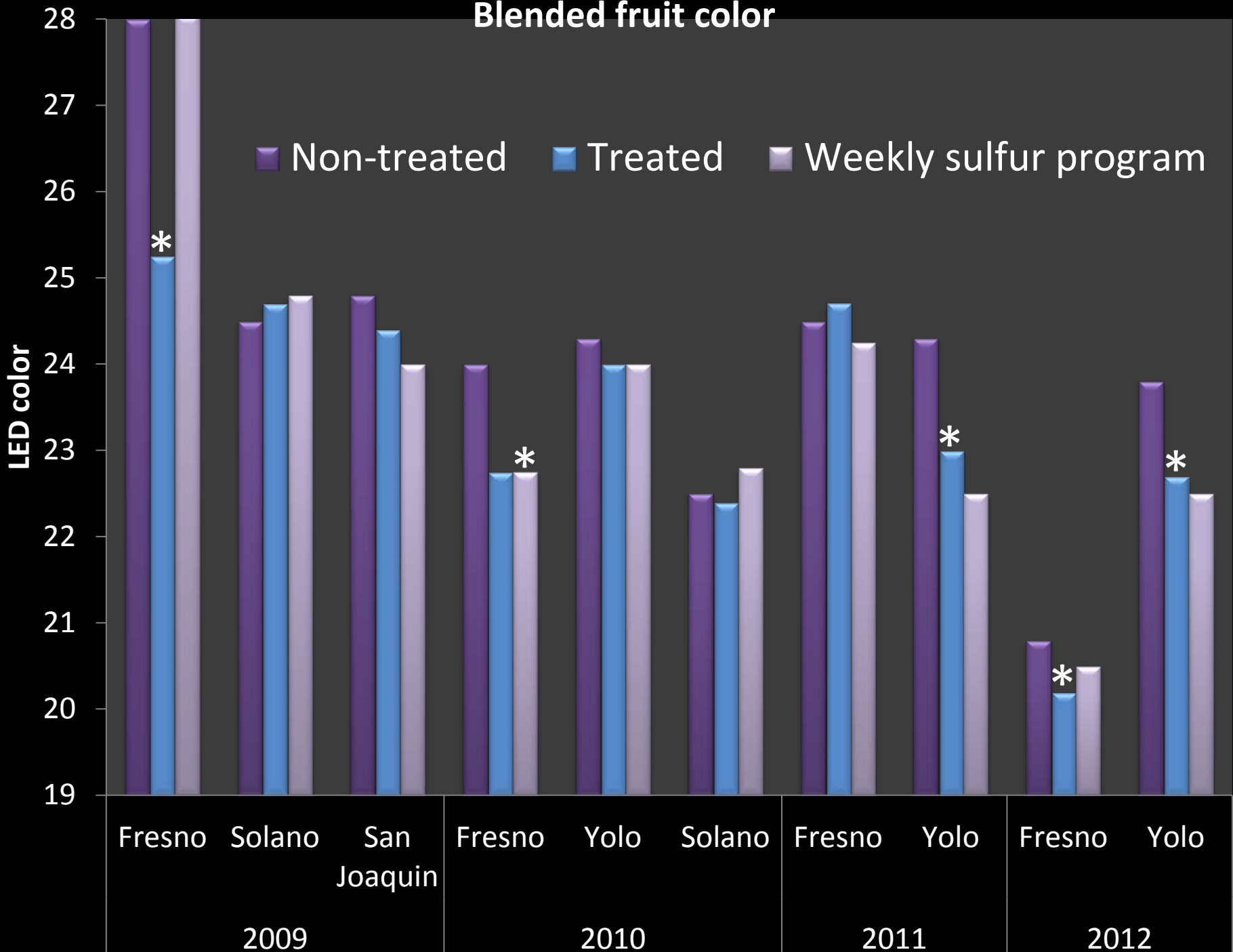
Soluble solids increase in treated plots relative to non-treated control (°Brix)



Fruit pH



Blended fruit color



Conclusions from field trials

Sulfur dust is one of the most effective materials; no phytotoxicity observed in 18 trials with high application rates

Wettable sulfur in some cases was not as effective

Delayed start (August vs July) was sometimes less effective

Under heavy disease pressure, 14-day interval may not be sufficient to protect soluble solids

Powdery mildew increasing one month prior to harvest may affect soluble solids (Brix) without affecting yield; earlier high disease pressure may significantly reduce yields


Brenna Aegerter



Gene Miyao



Tom Turini



Michelle Le Strange



Scott Stoddard



THANKS!

- Nickels Farming
- Hal Robertson Farms
- Double D Farms
- Arnaudo Bros.
- Del Terra Farms
- Timothy & Viguie
- Button & Turkovich Ranches
- UC West Side Research & Extension Center staff
- UC Davis Plant Sciences field staff

