

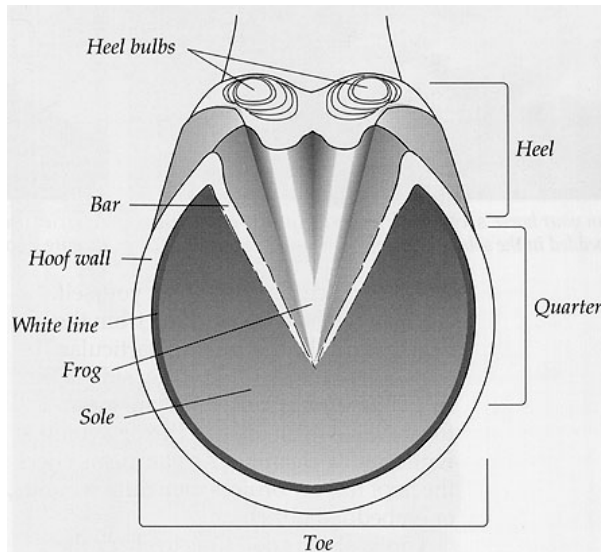
Proficiency Test Level II - Intermediate Study Guide

1. Know a detailed list of external horse body parts and where each is located

| | | | | | |
|-------------|---------|----------|--------------|-------------------|-------|
| Poll | Chest | Ear | Abdomen | Forehead | |
| Heart Girth | Eye | Chestnut | Face | Withers | |
| Gaskin | Cheek | Barrel | Nostril | Point of Shoulder | |
| Loin | Muzzle | Sheath | Upper Lip | Hock | Lower |
| Lip | Ergot | Cannon | Back | Chin Groove | |
| Thigh | Pastern | Flank | Coronet | Fetlock Joint | |
| Stifle | Crest | Fetlock | Tail | Point of Hip | |
| Buttock | Forearm | Elbow | Throat Latch | Rump or Croup | |
| Neck | Knee | Shoulder | Hoof | | |

2.

a) Name each part of the hoof



b) Name each part of the lower leg



3. Define each term

a) Breeder

b) Crossbred

c) Cold Blood

d) Dam

e) Grade

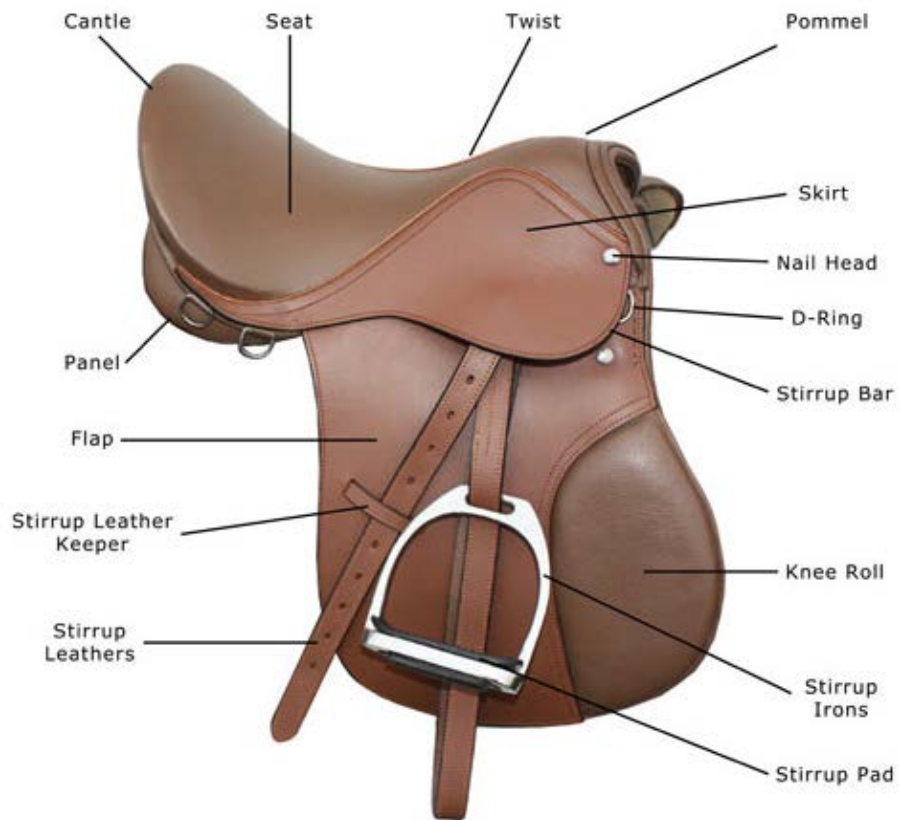

f) Pedigree

g) Produce

h) Purebred

i) Registered Animal

4. Know all parts of both English and Western saddles



Useful Questions to Know

What does T.D.N. stand for?

What are the 5 nutrients that horses need?

What are the purposes of vitamins, such as Vitamin A, Vitamin D, Vitamin E?

What are common parasites in our region and what are their life cycles?

What are symptoms of these parasites?

How can these parasites be prevented?

What are common ailments in horses and their symptoms?

(Rhino Flu, Colic, Founder, Abscesses, etc.)