

Headquarters Inspection Survival Guide 2022

Dax Albrecht

Plumas-Sierra Department of Agriculture

Pest Control Headquarters Inspection Report (PR-ENF-109)

STATE OF CALIFORNIA
DEPARTMENT OF PESTICIDE REGULATION
**PEST CONTROL HEADQUARTERS
INSPECTION REPORT**
PR-ENF-109 (REV. 01/10) Page 1 of 1

COMPLETE
 PARTIAL
 FOLLOW-UP INSPECTION
ORIGINAL INSP. # _____

109- _____

INSPECTING COUNTY _____

FIRM INSPECTED _____ BUSINESS TYPE (Check one) Property Operator N/R UNL PERMIT / OPERATOR ID NUMBER _____ EXPIRES _____
TELEPHONE NUMBER _____ BUSINESS LICENSE NUMBER _____ EXPIRES _____
 Pest Control Dealer

FIRM MAILING ADDRESS _____ FIRM LOCATION _____

PERSON INSPECTED _____ LICENSE TYPE DAL DAC PAC DDA N/R UNL NUMBER _____ CATEGORY(S) _____ EXPIRES _____

Name of Handler Trainer _____ Name of Field Worker Trainer _____ Name of RPA _____

A. HEADQUARTERS AND EMPLOYEE SAFETY INSPECTION **B. OTHER** **C. DEALER RECORDS / STORAGE INSPECTION**
Number Records Inspected _____ Main Branch

COMPLIANCE			REQUIREMENTS	Section	COMPLIANCE	REQUIREMENTS			Section	COMPLIANCE	
YES	NO	N/A			YES	NO	N/A		YES	NO	N/A
			1. Valid Restricted Material Permit	8412				1. Dealer Licensed	12101		
			2. Notice Prior to Application	8618				2. Designated Agent / Office, Valid Lic. / Cert.	8550		
			3. App. Completion Records / 2 yrs	8619				3. Sales Records / Written Statement	8552		
			4. Operator ID Number Obtained	8622				4. Appropriate Products Sold	8554		
			5. Side ID Permit Kept / 2 years	8623				5. Permits for RM Sales / 2 years	8558(a)		
			6. Pest. Use Rec. Available / 2 years	8624				6. CAL, CAC, PAC Statement Avail. / 2 years	8558(b)		
			7. Pest. Use Reports Submitted	8620(7)				7. Operator ID Number / 2 years	8558(c)		
			8. Emergency Med. Care Planned	8723(8)				8. Out of County Sales Reporting	8558(d)		
			9. Change Area	8732				9. Specialized Records - Clopyralid, Tributyltin	8574(7)		
			10. Proper Storage of PPE	8738(a)				10. Containers Secured	8672(b)		
			11. MS - Recordkeeping	8738(b)				11. Storage Area Posted, "Warning/Danger"	8674		
			Haz Com / Training Program					12. Pesticide Containers Properly Labeled	8676		
			12. Haz. Communication / Handler	8723				13. Service Container Labeling	8678		
			13. App. Specific Info / Handler	8723				14. Proper Containers	8680		
			14. Trainer Qualified	8724				TOTAL			
			15. Written Program	8724(a)							
			16. Handler Training	8724(b)							
			17. Hazard Communication / FW	8701							
			18. Application Specific Info / FW	8701.1							
			19. Field Worker Training	8704							
			Respiratory Protection Program								
			20. Written Program	8701							
			21. Medical Evaluation	8701							
			22. Fit Test Records	8701							
			23. Respirators Inspected	8701							
			24. Respirator Storage	8701							
			25. Voluntary Use Display	8701							
			Medical Supervision Program								
			26. Use Records Retained / 3 years	8728							
			27. Dis. Agreement Available / 3 yrs	8728							
			28. Records / 3 years	8728							
			29. Medical Supervision Posting	8728							
			Pesticide Storage								
			30. Possession Permit for Stored RM	8412							
			31. Containers Secured	8672(b)							
			32. Storage Posted, "Warning/Danger"	8674							
			33. Containers Labeled / Closures	8676							
			34. Service Container Labeling	8678							
			35. Proper Containers	8680							
			36. Containers Properly Rinsed	8684							
			TOTAL								

D. PEST CONTROL ADVISOR RECORDS INSPECTION
Number Records Inspected _____

COMPLIANCE			REQUIREMENTS	Section	COMPLIANCE		
YES	NO	N/A			YES	NO	N/A
			1. PCA Licensed	12001			
			2. PCA Registered in County	12002			
			3. Recommendations in Proper Categories	12004			
			4. Required Information / Copies Furnished	12003			
			5. Recommendations Retained / 1 year	12004			
			6. Recommendation Criteria	8558			
			7. Copies with Pesticide Labeling	12071			
			8. Safety of Employed Persons	8720(d)			
			TOTAL				

COMPLIANCE ACTIONS:
Cease and Desist Order 13102 YES NO Correct Noncompliances By:
Follow-up Required YES NO

Remarks - Continue on Inspection Report / W/ Supplement, PR-ENF-111.

INSPECTOR (Print Name) _____ Signature _____ TIME AND DATE INSPECTED _____
INSPECTION ACKNOWLEDGED BY (Print Name) _____ Signature _____ DATE ACKNOWLEDGED _____

VIOLATION NOTICE YES NO # _____

Distribution: White - County, Canary - DPR, Pink - Inspector, Goldenrod - Firm / Person Inspected

Page _____ of _____

- Covers four types of inspections covering persons or firms that apply, sell or recommend pesticides

- A. Headquarters and Employee Safety Inspection – Production Agriculture
- B. Headquarters and Employee Safety Inspection – Other
- C. Dealer Records/Storage Inspection
- D. Pest Control Advisor Records Inspection


Headquarters and Employee Safety Inspection Purpose

- Review recordkeeping compliance.
- Determine compliance with worker/fieldworker safety requirements.
- Identify and address weaknesses in an employer's pesticide training program.
- Determine compliance with pesticide storage and disposal requirements.

How are inspections conducted?

- Record reviews
- Observations
- Interviews
 - Employer
 - Handler/Fieldworker interviews

You




Me

Required Permits & Use Documents

Required Permits & Use Documents

- Restricted Materials Permit or Operator Identification Number (with site numbers)
 - Must be retained for two years

 Plumas/Sierra Counties Department of Agriculture
208 Fairground Rd
Quincy, CA 95971
Phone: (530) 293-6395 Fax: (530) 293-4210
Willo Vieira, Agricultural Commissioner

Operator Identification Number: [REDACTED]

Operator: [REDACTED] # [REDACTED] Version: 1
County District #32
Issued on: 02/26/2022
Valid as of: 1/1/2022
Expires on: 12/31/2022
Primary Phone: [REDACTED]
Alternate Phone:
Mobile Phone:
Fax:

Type of Use: Agricultural Use

Permit Conditions: A, E, F, G, I, K, L See condition details for code descriptions.

Regulatory Notes:
Pesticide use reports must be entered at www.calagpo.org

I understand this operator identification number does not relieve me from liability for any damage to persons or property caused by the use of pesticides. I also acknowledge that duly authorized representatives from the County Department of Agriculture or the Department of Pesticide Regulation may, at reasonable times, enter and inspect fields, areas, structures, greenhouses and equipment (including protective clothing and equipment) where pesticides are handled, stored or applied. (ref. 3 CCR 6140).

[Form: PIA-LN11-25 (Rev. 11/06) Pesticide Enforcement Branch]

Applicant: _____
(Name & Title)

Applicant Signature: _____ Date: _____

Issuing Officer: *[Signature]* Date: *5/25/2022*

Page 1

Required Permits & Use Documents

- **Notice Prior to Pesticide Application**

- Any person performing pest control must assure the operator of the property receives notice of application
- Operator must provide notice to their employees (and fieldworkers) working on their property and all persons who may enter a treated area during the application or restricted entry interval.
- Notice must be given orally or in writing
- Notification must include:
 - Date/time and location of application
 - Pesticide product name, EPA number, and active ingredients
 - Spray adjuvant names and California registration number, if applicable
 - Applicable restricted entry interval
 - If pesticide labeling requires posting, oral notification, or both
 - Precautions printed on pesticide label or applicable laws relating to protection of employees or other persons during or after application.
- Compliance determined through interviews with managers and employees regarding how notices are given/received.

- **Notice of completed applications**

- For treatment of production agricultural commodities
- Operators must retain records of notices for 2 years

Required Permits & Use Documents

- Pesticide Use Reports Submitted
 - Retained for two years

STATE OF CALIFORNIA
PRODUCTION AGRICULTURE MONTHLY PESTICIDE USE REPORT: MULTIPLE SITE/COMMODITY
 DPR-PM-183 (REV. 08/15) Page 1 of 2

DEPARTMENT OF PESTICIDE REGULATION
 PEST MANAGEMENT AND LICENSING BRANCH

SEE INSTRUCTIONS ON THE REVERSE OF THIS FORM

1. MONTH _____ 2. YEAR _____ 3. COUNTY NO. _____

4. SECTION _____ 5. TOWNSHIP _____ 6. RANGE _____ 7. BASE & MERIDIAN _____ 8. OPERATOR D / PERMIT NO. _____ 9. OPERATOR (GROWER) _____ 10. ADDRESS _____ 11. CITY _____ 12. ZIP CODE _____

13. SITE CONFIGURATION NUMBER	14. DATE/TIME APPLICATOR	15. COMMODITY/SITE TREATED	16. PRE-PLANT # APPLICABLE	17. TOTAL PLANTED ACRES	18. TOTAL TREATED ACRES	19. APPLICATION METHOD (CHECK ONE)	20. EPA / CALIF. RES. NO. FROM LABEL	21. TOTAL PRODUCT USED (CHECK ONE UNIT OF MEASURE)	22. RATE PER ACRE	23. DILUTION	24. DAYS REENTRY	25. MANUFACTURER / NAME OF PRODUCT
			<input type="checkbox"/>			<input type="checkbox"/> GROUND <input type="checkbox"/> AIR <input type="checkbox"/> FUMIGATION <input type="checkbox"/> OTHER		<input type="checkbox"/> LB <input type="checkbox"/> OZ <input type="checkbox"/> PT <input type="checkbox"/> QT <input type="checkbox"/> GA				

REPORT PREPARED BY _____ DATE _____ FOR AGENCY USE ONLY
 REVIEWED BY _____

Distribution: (1) CAC; (2,3) Applicator
 SUBMIT TO AGRICULTURAL COMMISSIONER WITHIN 10 DAYS OF MONTH FOLLOWING APPLICATION

STATE OF CALIFORNIA
MONTHLY SUMMARY PESTICIDE USE REPORT
 DPR-PM-969 (REV. 1/18) PAGE 1 OF 2

DEPARTMENT OF PESTICIDE REGULATION
 PEST MANAGEMENT AND LICENSING BRANCH

INSTRUCTIONS FOR COMPLETING THIS FORM ARE INDICATED BELOW AND ON THE REVERSE SIDE

OPERATOR (FIRM NAME) _____ ADDRESS _____ CITY _____ ZIP CODE _____ PHONE NUMBER _____

OPERATOR (SPERMY NUMBER) _____ LICENSE NUMBER _____ COUNTY WHERE APPLIED _____ COUNTY NUMBER _____ MONTH/YEAR OF USE _____ TOTAL NUMBER OF APPLICATIONS _____

1. Complete Columns A, B, C, and D for All Users
 2. Complete Column E by using one of the following codes:
 Code 30 - Landscape Maintenance Pest Control..... includes any pest control work performed on landscape plantings around residences or other buildings, golf courses, parks, cemeteries, etc.
 Code 40 - Landscape Maintenance Pest Control..... includes any pest control work performed along roadsides, power lines, median strips, ditch banks, and similar sites.
 Code 50 - Public Health Pest Control..... includes any pest control work performed by or under contract with State or local public health or vector control agencies.
 Code 80 - Vertebrate Pest Control..... includes any vertebrate pest control work performed by public agencies or work under the supervision of the State or county agricultural commissioner.
 Code 91 - Commodity Fungigation (Nonfood/Nonfeed)..... includes fumigation of nonfood/nonfeed commodities such as pallets, damage, furniture, burlap bags, etc.
 Code 100 - Regulatory Pest Control..... includes any pest control work performed by public employees or contractors in the control of regulated pests.
 Note: pesticide use on cannabis should be reported on the appropriate production agricultural pesticide use report forms (DPR-PM-917C, DPR-PM-183 or DPR-PM-925).
 3. Complete Columns F and G, if use [ghes.usd](#) for one of the above codes

A	B	C	D	E	F	G
MANUFACTURER AND NAME OF PRODUCT APPLIED	EPA/CALIFORNIA REGISTRATION NUMBER FROM LABEL (CHECK ONE UNIT OF MEASURE)	TOTAL PRODUCT USED (CHECK ONE UNIT OF MEASURE)	NUMBER OF APPLICATIONS	CODE	COMMODITY OR SITE TREATED	ACRES/UNITS TREATED
		LB OZ PT QT GA				
		LB OZ PT QT GA				
		LB OZ PT QT GA				
		LB OZ PT QT GA				
		LB OZ PT QT GA				
		LB OZ PT QT GA				
		LB OZ PT QT GA				
		LB OZ PT QT GA				
		LB OZ PT QT GA				
		LB OZ PT QT GA				

REPORT PREPARED BY _____ DATE _____
 Distribution: CAC - Two copies; Report preparer - One copy

Required Permits & Use Documents

- Emergency Medical Care Planned
 - Emergency medical care must be planned for in advance.
 - Posting of names and locations where emergency medical care is available is required
 - Employers must insure that a handler employee is taken to a physician in event of pesticide illness/injury or exposure likely to cause an illness/injury



Tim Gibson
Agricultural Commissioner
Sealer of Weights & Measures
keithmahon@countyofplumas.com

Plumas-Sierra Counties
Department of Agriculture

Agriculture Commissioner
Sealer of Weights and Measures



208 Fairgrounds Road
Quincy, CA 95971
Phone: (530) 283-6565
Fax: (530) 283-4210

EMERGENCY MEDICAL CARE POSTING For Plumas and Sierra Counties

Poison Control Centers

The California Poison Control System:
24-Hour Emergency Phone: **(800) 222-1222**

Sacramento Division; UC Davis Medical Center
Emergency Phone: **(800) 876-4766**
Emergency Phone for Hearing Impaired: **(800) 972-3323**

Hospitals & Health Clinics

Plumas District Hospital, 1065 Bucks Lake Rd., Quincy, CA 95971
(530) 283-2121

Eastern Plumas District Hospital, 500 First Ave., Portola, CA 96122
(530) 832-6500

Enloe Medical Center, 1531 Esplanade, Chico, CA 95926
(530) 332-7300

Greenville Medical Clinic, 176 Hot Springs Road, Greenville, CA
(530) 284-6116

Lake Almanor Clinic, 199 Reynolds, Rd, Chester, CA
(530) 258-4256 or 258-1986

Western Sierra Medical Clinic, 209 Nevada St., Downieville, CA
(530) 289-3298

Loyalton Medical Clinic, 725 Third St., Loyalton, CA
(530) 993-1231

Hygiene


- Change area
 - Employer shall ensure there is an area where employees may change clothes and wash themselves
 - clean towels, soap, and sufficient water for washing (shower) shall be available.
 - Provide a clean, pesticide-free place for employees to store personal clothing.
- Proper storage of Personal Protective Equipment
 - Employer must provide all PPE required by pesticide labeling, and provide for its daily inspection and cleaning.
 - Assure it is used correctly
 - Keep and wash potentially contaminated PPE separately from other clothing/laundry.



Hazard Communication
And
Pesticide Training Program

Hazard Communication and Pesticide Training Program

- Hazard Communication for Pesticide Handlers
 - Shall be posted:
 - Information Series A-8 or N-8 posted and copies available.
 - Shall maintain and have accessible to employees handling pesticides:
 - Pesticide Use Records
 - Safety Data Sheet for each chemical used

PESTICIDE SAFETY Information 

CALIFORNIA ENVIRONMENTAL PROTECTION AGENCY **A No. 8**

Safety Rules for Pesticide Handlers on Farms

The pesticide label, your training, and this leaflet, tell you about pesticide dangers at work. Your employer must teach you how to use pesticides safely and how to protect yourself when you use them. Pesticides are chemicals that are used to control unwanted insects, weeds, and plant diseases.


EMPLOYERS: This is the hazard communication leaflet for pesticide handlers. Fill in the blank lines in this leaflet and display this handout at the employee's worksite.

Emergency medical care
Your employer must make plans for emergency medical care before you start working with pesticides. If you think that pesticides made you sick or hurt you at work, tell your employer. They must make sure that you are taken to a doctor right away. **DO NOT TAKE YOURSELF.**
Emergency medical care is available at (address and telephone number):

REMEMBER: You do not have to pay for medical care if you get sick or hurt from pesticides at work.
.....

What are my rights?
You have the right to know the following about pesticides that have been used recently where you work:

If you think pesticides have made you sick at work, your employer must make sure that you are taken to the doctor IMMEDIATELY.



CA Department of Pesticide Regulation • 1001 I Street, Sacramento CA 95814 PSIS A No. 8 (HS-1571) A8 • 1

Hazard Communication and Pesticide Training Program

- Written Training Program
 - Employers shall have a written training program that describes the training materials used
 - E.g. study guides, pamphlets, pesticide labels, Safety Data Sheets, slides, videos, etc.
 - Shall be retained for two years.

Pesticide Training
Employer's Written Handler Training Program
 Pursuant to 3 CCR section 6724

 (Name of Employer)

Name of Firm or Person Providing Training: _____

Note: For the commercial or research production of an agricultural plant commodity, the employer must assure the trainer is one of the following at the time of training (trainer licenses or certificates must be valid):

- A California certified applicator (commercial or private) or Agricultural Pest Control Advisor
- A County Biologist License in Pesticide Regulation or Investigation and Environmental Monitoring
- A University of California Extension Advisor
- A person who has completed non "instructor training" program
- A California Registered Professional Forester
- Other trainer qualification approved by DPR

Training Materials:

Name of videos, pamphlets, study guides, or other training materials, and a brief description

1 _____

2 _____

3 _____

4 _____

5 _____

(Attach additional pages if necessary)^a

Circle Pesticide Safety Information Series (PSIS) Leaflets Used:

A-1 A-2 A-3 A-4 A-5 A-6 A-7 A-8 A-9 A-10
 N-1 N-2 N-3 N-4 N-5 N-6 N-7 N-8

Pesticide product labeling and Safety Data Sheets (SDSs) as noted below:

	Product Name	Labeling?	SDS?
1	_____	Yes / No	Yes / No
2	_____	Yes / No	Yes / No
3	_____	Yes / No	Yes / No
4	_____	Yes / No	Yes / No
5	_____	Yes / No	Yes / No
6	_____	Yes / No	Yes / No
7	_____	Yes / No	Yes / No
8	_____	Yes / No	Yes / No
9	_____	Yes / No	Yes / No
10	_____	Yes / No	Yes / No
11	_____	Yes / No	Yes / No

(Attach additional pages if necessary) (Circle Yes or No)

Continued on next page

(Rev. 6/2018)

Page 1 of 3

Hazard Communication and Pesticide Training Program

- Handler Training
 - Employees must be trained before handling pesticides, update the training to cover new pesticides, and repeat training at least annually.
 - Records of employee's trainings shall be kept for two years
 - For production agriculture, training must be conducted by qualified trainer. E.g.
 - CA certified commercial applicator (QAL, QAC)
 - CA certified private applicator (PAC)
 - CA Agricultural Pest Control Advisor
 - CA Registered Professional Forester

**Pesticide Handler Training Program
PESTICIDE SAFETY TRAINING RECORD**

Print EMPLOYEE'S Name: _____
 EMPLOYEE'S Signature: _____

Print EMPLOYER'S Name: _____
 Print TRAINER'S Name: _____
 Trainer Qualifications: _____

ASSIGNED JOB DUTIES

Mixer/Loader
 Applicator
 Service/Repair
 Flagger
 Other _____

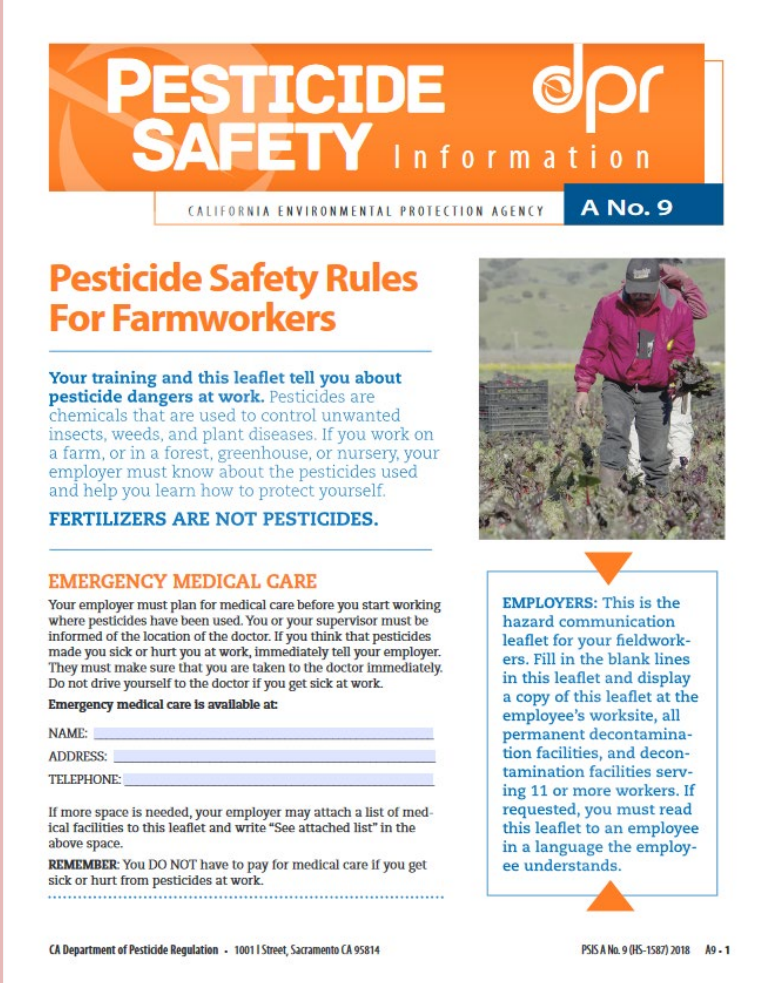
		Specific Pesticides				
		Annual Training				
Trainer Initials	Employee Initials					

Subjects as Specified in Section 6724(b) of the California Code of Regulations						
Safe Use of Pesticides	READ THE LABEL: Signal word, caution statements, first aid, rate, dilution volume, applicable laws and regulations, MSDS and PSIS leaflet.					
	PROTECTIVE CLOTHING AND EQUIPMENT: Coveralls, gloves, goggles, boots, respirator, apron, Equipment cleaning and maintenance.					
	USE OF ENGINEERING CONTROLS (i.e., closed system, enclosed cabs).					
	SAFETY PROCEDURES: To be followed while mixing, loading, applying pesticides. Procedures for handling non-routine tasks or emergency situations.					
	DRIFT: Confine the spray to the crop. Watch out for people, animals, waterways, or any special hazard.					
	TRIPLE RINSE PESTICIDE CONTAINERS AT TIME OF USE: Never take home pesticide containers used at work.					
	STORE pesticides in a LOCKED and posted area or attended by an authorized person.					
	WEAR CLEAN WORK CLOTHES DAILY. Be aware of pesticide residues on clothing.					
	WASH hands and arms with SOAP & WATER. Before eating, drinking, smoking, going to the bathroom. Emergency eye flushing techniques.					
	WASH COMPLETELY at the end of the workday. Change into clean clothing.					
Health Information	EMERGENCY MEDICAL INFORMATION: Name, address, phone number of clinic, physician, or hospital emergency room & where information is located.					
	HEAT RELATED ILLNESS: Prevention, recognition, and first aid treatment.					
	LOCATION OF PESTICIDE SAFETY INFORMATION SERIES (PSIS): Material Safety Data Sheets (MSDS), Pesticide Use Records, safety posters, and Restricted Entry Interval Information.					
	EMPLOYEE'S RIGHTS: Against discharge, discrimination. Right to receive information.					
	NEED FOR IMMEDIATE DECONTAMINATION of skin and eyes when exposure occurs.					
Date of Training	SYMPTOMS OF POISONING: Pimples, nausea, shortness of breath, dizziness, headaches, blurred vision. Ways poisoning or injury can occur.					
	ROUTES THROUGH WHICH PESTICIDES ENTER THE BODY.					
	UNDERSTANDING THE IMMEDIATE AND LONG TERM HAZARDS involved in handling pesticides. Known or suspected chronic and acute effects.					
MEDICAL SUPERVISION: Required when working with carbamate or organophosphate pesticides with signal word of DANGER or WARNING.						

This form available in Spanish

Hazard Communication and Pesticide Training Program

- Hazard Communication for Fieldworkers.
 - A-9 posted in central location
 - Pesticide use records and Safety Data Sheets maintained in a central location and accessible to fieldworkers.
- Application Specific Information for Fieldworkers working in treated field
 - Shall display crop/site ID, date of application, Restricted entry interval, Product names, numbers, Safety Data Sheets, adjuvants used.



The image shows a leaflet titled "PESTICIDE SAFETY Information" from the California Environmental Protection Agency (CEPA), labeled as "A No. 9". The leaflet is designed for farmworkers and contains the following sections:

- Pesticide Safety Rules For Farmworkers**: A section with a blue header and a photograph of a farmworker in a red jacket and hat working in a field. The text states: "Your training and this leaflet tell you about pesticide dangers at work. Pesticides are chemicals that are used to control unwanted insects, weeds, and plant diseases. If you work on a farm, or in a forest, greenhouse, or nursery, your employer must know about the pesticides used and help you learn how to protect yourself. FERTILIZERS ARE NOT PESTICIDES."
- EMERGENCY MEDICAL CARE**: A section with a blue header. The text reads: "Your employer must plan for medical care before you start working where pesticides have been used. You or your supervisor must be informed of the location of the doctor. If you think that pesticides made you sick or hurt you at work, immediately tell your employer. They must make sure that you are taken to the doctor immediately. Do not drive yourself to the doctor if you get sick at work. Emergency medical care is available at:" followed by three blank lines for NAME, ADDRESS, and TELEPHONE.
- EMPLOYERS**: A section with a blue header. The text reads: "This is the hazard communication leaflet for your fieldworkers. Fill in the blank lines in this leaflet and display a copy of this leaflet at the employee's worksite, all permanent decontamination facilities, and decontamination facilities serving 11 or more workers. If requested, you must read this leaflet to an employee in a language the employee understands."

At the bottom of the leaflet, it says "CA Department of Pesticide Regulation - 1001 J Street, Sacramento CA 95814" and "PSIS A No. 9 (HS-1587) 2018 A9 - 1".

Hazard Communication and Pesticide Training Program

- Fieldworker Training
 - Employers shall assure employees working in a treated field have been trained on how pesticides may be encountered, potential hazards, routes that pesticides can enter the body, symptoms of over exposure, hygiene, first aid and decontamination procedures.
 - Training must be provided by qualified person
 - Records of training retained for two years.

Respiratory Protection Program

- Required when employees wear respirators as required by product labeling, or when employees voluntarily use employer provided respirators.



Respiratory Protection Program

- Written Program
 - Procedures for selecting respirator.
 - Medical evaluations of employees required to use respirators.
 - Fit testing procedures
 - Proper use procedures
 - Procedures and schedules for cleaning, storing, repairing, maintaining respirators
 - Training employees in the respiratory hazards to which they may be potentially exposed.
- Recordkeeping
 - Medical recommendations
 - Fit test records
 - Respirator Program

Respiratory Protection Program

- Inspection before each use and during cleaning
- Stored to protect from damage, cleaned and disinfected



Voluntary Respirator Use Posting

- If employer determines that any voluntary respirator use is permissible, they shall post a Voluntary Respirator Use Posting (Subsection (r) posting) along with other Hazard Communication Information postings

Appendix Four

Voluntary Respirator Use Posting [Subsection (r) posting]

Respirators are an effective method of protection against designated hazards when properly selected and worn. Respirator use is encouraged even when exposures are below the exposure limit, to provide an additional level of comfort and protection for workers. However, if a respirator is used improperly or not kept clean, the respirator itself can become a hazard to the worker. Sometimes, workers may wear respirators to avoid exposures to hazards, even if the amount of hazardous substance does not exceed the limits set by OSHA standards. If your employer provides respirators for your voluntary use, or if you provide your own respirator, you need to take certain precautions to be sure that the respirator itself does not present a hazard.

You should do the following:

1. Read and follow all instructions provided by the manufacturer on use, maintenance, cleaning and care, and warnings regarding the respirators limitations.
2. Choose respirators certified for use to protect against the contaminant of concern. NIOSH, the National Institute for Occupational Safety and Health of the U.S. Department of Health and Human Services, certifies respirators. A label or statement of certification should appear on the respirator or respirator packaging. It will tell you what the respirator is designed for and how much it will protect you.
3. Do not wear your respirator into atmospheres containing contaminants for which your respirator is not designated to protect against. For example, a respirator designed to filter dust particles will not protect you against gases, vapors or very small solid particles of fumes or smoke.
4. Keep track of your respirator so that you do not mistakenly use someone else's respirator.
5. Air filtering respirators DO NOT SUPPLY OXYGEN. Do not use in situations where the oxygen levels are questionable or unknown.

Medical Supervision Program

- Required for employers of employees who handle organophosphate or carbamate pesticides with the signal word “DANGER” or “WARNING”
 - Use/exposure records retained for three years
 - Written Doctor’s agreement to provide medical supervision for employees who regularly handle
 - Agreement and medical records kept for 3 years
 - Medical Supervision Posting required

Pesticide Storage

- Possession Permit for Restricted Materials
 - Restricted materials shall be possessed or used only under permit
 - The person named in a restricted materials permit is authorized to retain possession of materials for which the permit was valid after the permit expires, provided they are properly stored

Containers Secured

- Each person who controls the use of any property or premise is responsible for containers or equipment that hold, or have held a pesticide.
 - Pesticide containers shall be under the personal control of responsible person at all times, or
 - Store all pesticide containers in a locked enclosure
 - Or.... If container is larger than 55 gallons, the container itself shall have a locked closure



Posting of Pesticide Storage Areas

- Signs required for storage areas that hold or have held any pesticides with the signal words “WARNING” or “DANGER”
 - Signs must be visible from any direction of probable approach
 - Must be readable from 25 feet
 - Shall be repeated in an appropriate language when necessary



Containers Labeled

- Any container that holds, or has held, any pesticide, when stored or transported, shall carry the registrant's label.
- All lids or closures shall be securely tightened.




Service Container Labeling

- All containers other than original manufacturer's labeled container
 - i.e. spray rig
- Must be labeled with:
 - The name and address of responsible person/firm
 - The identity of the pesticide in the container
 - The signal word: "DANGER", "WARNING", or "CAUTION"
- Required when service containers enter a public road



Proper Containers

- Pesticide shall never be placed or kept in any type of food, drink, or household product container.



Containers Properly Rinsed

- Empty containers must be triple rinsed at the time of use.
- Rinsate must be added to mix tank and used in the application.



Annual Schoolsite Notification

- Pesticide Applications made for production agricultural commodity within $\frac{1}{4}$ mile of Schoolsite must provide annual notification to the principal or administrator of the school and to the County Agricultural Commissioner.
 - Must include notification statement, contact information, and names/ EPA numbers of pesticides used.
 - If a pesticide used was not listed on the annual notification, the operator shall provide this information to the school and CAC at least 48 hours prior to application.
 - Records of notifications kept for 2 years

How to Survive?

- Stay Organized!
 - Keep copies of all paper work in a single folder or binder.
 - Permits, NOIs, Use Records, training records, etc.
 - Copies of pesticide labels and Safety Data Sheets
 - Additional copies of required postings
 - PPE storage organized and complete
 - Pesticide storage area clean and organized