

Preventing Introduction of Weeds on Rangelands

Amelia Ryan

Pinnacles National Park



Sources

Aggregate

Hay

Equipment

Stock

Aggregate (and Soil Products)



Aggregate (and Soil Products)

- 1) Ask questions of quarries
 - Do they manage noxious weeds?
 - How long has aggregate been sitting in the yard?



Watch out for old gravel piles!

Aggregate (and Soil Products)

- 1) Ask questions of quarries
 - Do they manage noxious weeds?
 - How long has aggregate been sitting in the yard?
- 2) Prioritize
 - 1) Fresh crushed aggregate
 - 2) Aggregate excavated below surface only with no surface material
 - 3) Washed rock
 - 4) Aggregate that hasn't sat in the yard for months: especially during seed set



Aggregate (and Soil Products)

- 1) Ask questions of quarries
 - Do they manage noxious weeds?
 - How long has aggregate been sitting in the yard?
- 2) Prioritize
 - 1) Fresh crushed aggregate
 - 2) Aggregate excavated below surface only with no surface material
 - 3) Washed rock
 - 4) Aggregate that hasn't sat in the yard for months: especially during seed set
- 3) Inspect and Treat
 - Look for any unfamiliar plants in the gravel and spray or remove before flowering



Near intersection of Hwys 101 & 25

Aggregate (and Soil Products)

- 1) Ask questions of quarries
 - Do they manage noxious weeds?
 - How long has aggregate been sitting in the yard?
- 2) Prioritize
 - 1) Fresh crushed aggregate
 - 2) Aggregate excavated below surface only with no surface material
 - 3) Washed rock
 - 4) Aggregate that hasn't sat in the yard for months: especially during seed set
- 3) Inspect and Treat
 - Look for any unfamiliar plants in the gravel and spray or remove before flowering
- 4) Also applies to other soil or soil-like products (topsoil, planting mixes, compost, manure, etc.)



Hay



Hay

1) Purchase weed free forage

- <https://www.cal-ipc.org/solutions/prevention/weedfreeforage/>



Weed Free Forage and Straw Resources

Invasive weed seeds and root fragments can be moved in hay and straw used for animal feed and bedding or in erosion control materials. Seeds can also be transferred in animal manure. These seeds and plant parts can colonize unfested areas causing damage to wildlife habitat, endangered and threatened species, watershed health, agriculture and recreational opportunities.

To prevent the spread of invasive plants, County Agricultural Commissioners and the California Department of Food and Agriculture (CDFA) offer inspection services to certify materials as weed free. Weed Free Forage is defined as hay, feed, straw or straw mulch that has been inspected, and certified not to contain propagative plant parts or seeds found on the [California noxious weed list](#), as listed in the California Code of Regulations, Title 3, Division 4, Chapter 6, Section 4500.

The term "weed free" implies it is a perfect product. It is important to know the limitations of this product. The inspection process cannot reduce the risk to zero nor are these materials inspected for invasive weeds not listed on the CDFA noxious weed list. See this [2-page briefing](#) for a concise description of the certification and posting process, as well as links to source information. Here is a table of [the species your Agricultural Commissioner will survey for to meet NAISMA standards](#). Please note: Inspectors will survey for the species on each of the 3 tabs in this table.



WFF providers in CA.



MORE PAGES IN "PREVENTION"

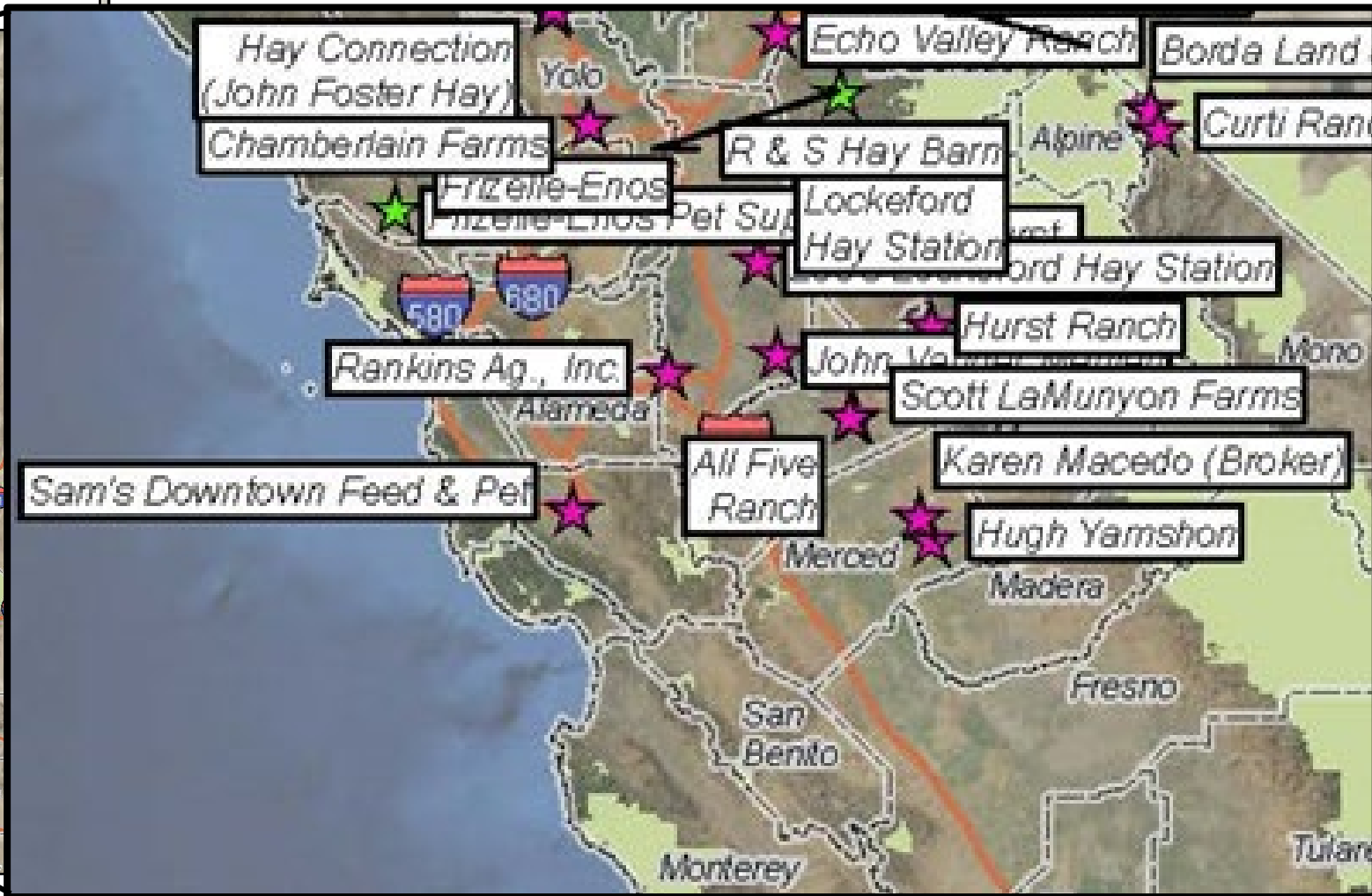
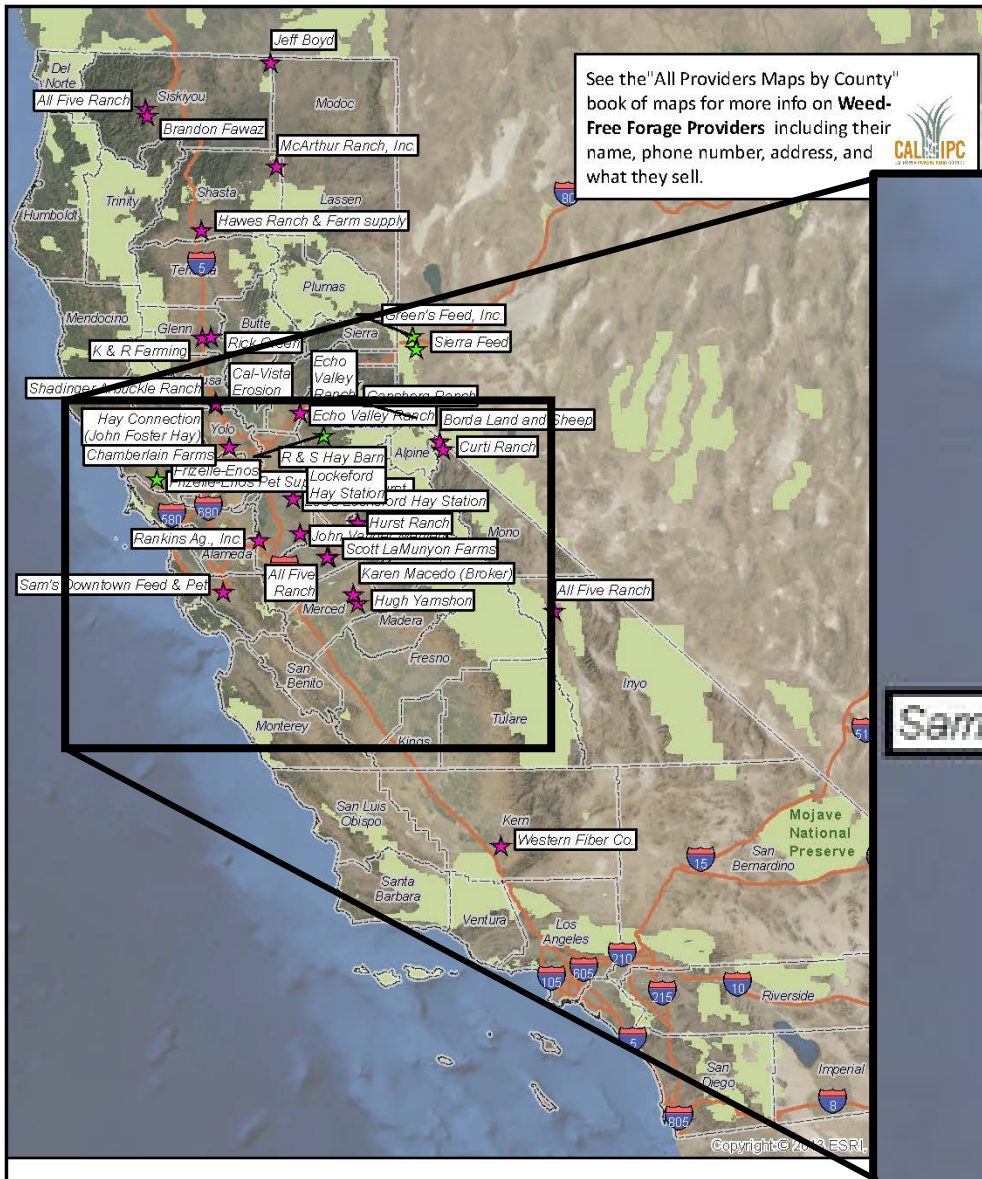
- [Prevention Training Videos](#)
- [Weed-Free Aggregate Resources](#)
- [Responsible Landscaping](#)

Support Cal-IPC

Search ...

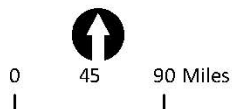
Search

Weed-Free Forage and Straw Availability in California



Overview Map

Weed-Free Hay and Straw Providers
2016



LEGEND

- ★ Weed-Free Hay and Straw Providers
- ★ Weed-Free Hay, Straw & Pellet Providers

Weed-Free Hay and Straw Providers - California and Nevada

October 2016 Update

CALIFORNIA (Alphabetized by and within county)

| Alpine | Phone | Address | City, ZIP Code | Product Details (hay, straw, wattles, etc.) |
|----------------------------------|--------------|----------------------|---------------------|--|
| Gansberg Ranch | 530-694-2268 | 2277 Foothill Rd. | Markleeville, 96120 | grass hay |
| Colusa | | | | |
| Hay Connection (John Foster Hay) | 530-681-0306 | 352 Vawter Rd. | Arbuckle, 95912 | erosion control straw, hay |
| Shadinger Arbuckle Ranch | 530-476-0725 | 633 Gabby Rd. | Arbuckle, 95912 | rice straw, wheat straw, straw wattles (erosion control) |
| Cal-Vista Erosion | 530-476-0706 | 459 State Hwy. 99 W. | Arbuckle, 95912 | certified rice straw wattles |
| Glenn | | | | |
| K & R Farming | 530-934-4500 | 6439 County Rd. 48 | Willows, 95988 | rice straw |
| Rick Green | 530-570-0459 | 2130 County Rd. S. | Willows, 95988 | rice straw |
| Inyo-Mono | | | | |
| Curti Ranch | 775-291-4073 | 999 Cunningham Wy. | Coleville, 96107 | grass hay |
| All Five Ranch | 760-920-2265 | P.O. Box 597 | Big Pine, 93513 | alfalfa, Hay |
| Kern | | | | |
| Western Fiber Co. | 661-747-5581 | 4234 Sandrini Rd. | Arvin, 93203 | straw wattles |
| Merced | | | | |
| Hugh Yamshon | 209-769-4494 | 2821 Healy Rd. | Merced, 95341 | alfalfa hay |
| Karen Macedo (Broker) | 209-722-7911 | 935 Northwood Dr. | Merced, 95348 | alfalfa hay and possibly other products |
| Placer | | | | |
| Echo Valley Ranch | 530-823-8320 | 205 Nevada St. | Auburn, 95603 | rice straw, alfalfa pellets |
| San Joaquin | | | | |
| Lee's Lockeford Hay Station | 209-727-0131 | 18503 N. Hwy. 88 | Lockeford, 95237 | wheat straw, alfalfa pellets |
| John Vander Meulen | 209-484-7202 | 12784 Carrolton Ave | Escalon, 95320 | Wheat straw |
| Stanilaus | | | | |
| Scott LaMunyon Farms | 209-535-8164 | Will deliver locally | Waterford, 95386 | oat hay |
| Shasta | | | | |
| Hawes Ranch & Farm supply | 530-365-2332 | 21923 Dersch Rd. | Anderson, 96007 | wheat, rice straw |
| McArthur Ranch, Inc. | 530-336-6815 | 26312 Jim Day Rd. | McArthur, 96007 | alfalfa grass, alfalfa straw |

Hay

1) Purchase weed free forage

- <https://www.cal-ipc.org/solutions/prevention/weedfreeforage/>
- Ask your existing provider about weeds in their hay
- Inspect the hay yourself



Hay

- 1) Purchase weed free forage
 - <https://www.cal-ipc.org/solutions/prevention/weedfreeforage/>
 - Ask your existing provider about weeds
 - Inspect the hay yourself
- 2) Inspect feed sites for unfamiliar plants and treat what you find
 - If ID needed, take to County Ag Commisioner



Equipment



Equipment

- 1) Ask equipment coming to your property be clean
 - Inspect when it arrives, clean it outside your property, if possible
 - ANY large clumps of mud or vegetation can bring in weed seed

Equipment

- 1) Ask equipment coming to your property be clean
 - Inspect when it arrives, clean it outside your property, if possible
 - ANY large clumps of mud or vegetation can bring in weed seed
- 2) Mowing
 - Mow before weeds set seed



Equipment

- 1) Ask equipment coming to your property be clean
 - Inspect when it arrives, clean it outside your property, if possible
 - ANY large clumps of mud or vegetation can bring in weed seed
- 2) Mowing
 - Mow before weeds set seed
- 3) Clean equipment between sites, especially if going from weedy to not weedy sites





Livestock



Livestock

- 1) Consider isolating or feeding grain to new livestock until they empty their stomach contents when they arrive on your ranch
- 2) Consider weeds when moving cattle from site to site within your ranch
 - Potential to transfer in poop as well as mud clods or coats



Preventing Introductions: Summary

- 1) Ask aggregate and hay providers about weed treatment or weed free options:
 - they'll only provide it if they know customers are interested

Preventing Introductions: Summary

- 1) Ask aggregate and hay providers about weed treatment or weed free options:
 - they'll only provide it if they know customers are interested
- 2) Buy recently crushed, recently excavated sub-surface, or washed aggregate.

Preventing Introductions: Summary

- 1) Ask aggregate and hay providers about weed treatment or weed free options:
 - they'll only provide it if they know customers are interested
- 2) Buy recently crushed, recently excavated sub-surface, or washed aggregate.
- 3) Buy weed free forage if available

Preventing Introductions: Summary

- 1) Ask aggregate and hay providers about weed treatment or weed free options:
 - they'll only provide it if they know customers are interested
- 2) Buy recently crushed, recently excavated sub-surface, or washed aggregate.
- 3) Buy weed free forage if available
- 4) Inspect gravel and hay feed sites for unfamiliar plants. Get identified or treat preemptively

Preventing Introductions: Summary

- 1) Ask aggregate and hay providers about weed treatment or weed free options:
 - they'll only provide it if they know customers are interested
- 2) Buy recently crushed, recently excavated sub-surface, or washed aggregate.
- 3) Buy weed free forage if available
- 4) Inspect gravel and hay feed sites for unfamiliar plants. Get identified or treat preemptively
- 5) Clean and inspect equipment being brought onto your site and clean between weedy and non weedy ranch sites

Preventing Introductions: Summary

- 1) Ask aggregate and hay providers about weed treatment or weed free options:
 - they'll only provide it if they know customers are interested
- 2) Buy recently crushed, recently excavated sub-surface, or washed aggregate.
- 3) Buy weed free forage if available
- 4) Inspect gravel and hay feed sites for unfamiliar plants. Get identified or treat preemptively
- 5) Clean and inspect equipment being brought onto your site and clean between weedy and non weedy ranch sites
- 6) Mow before seed set and clean mowers between sites.

Preventing Introductions: Summary

- 1) Ask aggregate and hay providers about weed treatment or weed free options:
 - they'll only provide it if they know customers are interested
- 2) Buy recently crushed, recently excavated sub-surface, or washed aggregate.
- 3) Buy weed free forage if available
- 4) Inspect gravel and hay feed sites for unfamiliar plants. Get identified or treat preemptively
- 5) Clean and inspect equipment being brought onto your site and clean between weedy and non weedy ranch sites
- 6) Mow before seed set and clean mowers between sites.
- 7) Isolate new livestock or feed weed free forage or grain



Thank you!

Amelia Ryan

Amelia_Ryan@nps.gov

Vegetation Ecologist

Pinnacles National Park