



California 4-H Record Book Manual

For Junior, Intermediate and Senior Members



2022 – 2023

This is the most current Manual. Please discard all previous manuals.

Table of Contents

Purpose of Record Books.....	3
Positive Youth Development Terms	3
General Information.....	4
Formatting Instructions.....	6
Organization Overview	8
Section 1: Preliminary Information.....	9
Section 2: Personal Development Report (PDR).....	10
Section 3: My 4-H Story	18
Section 4: Annual Project Report (APR).....	19
Section 5: Collection of 4-H Work.....	21
Section 6: Leadership Development Report (LDR).....	22
Section 7: 4-H Resume.....	25
Evaluation and Competition	26
Submitting Your Book to State Competition.....	27

Looking for forms? Forms can now be found on the State 4-H Website:

http://4h.ucanr.edu/Resources/Member_Resources/RecordBook/

You can also make a copy of the forms in Google Sheets or Google docs. Be sure to use a personal gmail address—NOT your school gmail. Schools block outside copying of documents, so if you request access permission, it will be denied. Set up your own personal, free gmail account. Get help and permission from your parent or guardian before doing this.

[Google Docs](#)

[Google Sheets](#)

Purpose of Record Books

History

The California 4-H Youth Development Program (YDP) has a long history of record-keeping as an activity by 4-H members. To move youth on a path toward thriving within their communities, the 4-H Record Book goes through periodic changes to meet the needs of youth and mission of 4-H YDP.

The Purpose of the 4-H Record Book:

- Reflect on your yearly work by documenting your skill development, learning experiences and growth in 4-H.
- Set goals, pursue strategies to meet those goals and shift gears in the face of challenges and obstacles.
- Be awarded for your involvement in 4-H activities. Earn Star Ranks.
- Build competency through creating and preserving your records.
- Help you grow through continued exposure to positive experiences that support your development of the **6 Cs**: competence, confidence, character, caring, connection and contribution.



Positive Youth Development Terms

The California 4-H Record Book incorporates thriving language. Thriving is also called reaching your full potential—and that’s what 4-H is all about—helping you be the best you!

Here are some of the words and terms you will see that you may want to know more about while completing your Record Book:

- **Sparks** are passions and skills that are meaningful and motivating to you. If you do or are something in 4-H or your life that brings you great joy AND you use that thing to make a positive difference in the world—then that’s your Spark!
- **Growth mindset.** The effort that you put into completing the Record Book helps strengthen the connections in your brain. A growth mindset includes viewing challenges as opportunities to learn even if it means changing or not reaching a goal or strategy.
- **GPS** goal management skills. Throughout the 4-H Record Book, you set **Goals**, **Pursue** strategies to reach those goals and **Shift** gears in the face of challenges or obstacles.
- **The 6 Cs:** competence, confidence, character, caring, connection and contribution; all of them are important on your path to thriving.
- **Adult Volunteers** are adults or staff members who have been appointed as leaders of a particular activity or group. They can be project leaders, community club leaders, advisors, coaches, mentors, etc. When a form asks for an adult volunteer signature, it means an appointed 4-H adult who may or may not be a parent or guardian.

General Information

Your Record Book is YOURS...

4-H Record Books must be completed by the 4-H member – that means you! This includes completing forms, writing the 4-H Story and other records. Adults may assist by guiding, explaining and helping to compile information and proofreading. It's important that you record what YOU learned and not copy the work of others.

...And it Goes Where You Go!

Personal Development Report participation and star ranks transfer from one California county to other counties. Former participation in other states can be counted in the California 4-H Record Book PDR form as long as you write it down.

Record Books are OPTIONAL!

Record Books cannot be required for participation in 4-H activities and events. They also cannot be required for you to be elected as an officer or other leadership roles. A 4-H Record Book or parts may be required to receive participation awards (such as star ranks, medals or pins) that are based on Record Book achievements. Some members only complete the Personal Development Report to keep track of their Star Ranks.

Autographs, please!

You'll need to get signatures on some forms from an adult volunteer after they review the 4-H work you have documented in your Record Book. Review, discussion and signatures are required on the following forms:

Where?	Who Signs?
First page of Personal Development Report	Youth Member and Adult Volunteer
Last page of <u>each</u> Annual Project Report	Youth Member and Project Leader
Part 1 (Post) of Leadership Development Report	Youth Member
Part 2 (Pre) and Part 2 (Post) of Leadership Development Report	Youth Member and Adult Volunteer

Autographs on Google Sheets or Google Docs

Record book forms are available in both Google Sheets and Google Docs now. (See pg 2 for links). To get the required signatures, please plan to share your Google Doc or Google Sheet with a 4-H adult volunteer who can verify your work. To do this, the adult volunteer will need to tell you their email address so you can add them to your document or sheet.

Hours of Participation

- You will be asked to record the number of hours spent in 4-H meetings, activities, events, planning/organizing and other 4-H activities in the PDR and the APR forms. Record times as decimals or whole numbers. See the time conversion chart below to help change minutes to decimal hours.
- Do not count hours you are not spending in a 4-H activity. For example, do not count hours while you are asleep at 4-H camp.

TIME CONVERSION CHART
(Minutes to Decimal Hours)

Minutes	Decimal Hours	Minutes	Decimal Hours	Minutes	Decimal Hours
1	.02	21	.35	41	.68
2	.03	22	.37	42	.70
3	.05	23	.38	43	.72
4	.07	24	.40	44	.73
5	.08	25	.42	45	.75
6	.10	26	.43	46	.77
7	.12	27	.45	47	.78
8	.13	28	.47	48	.80
9	.15	29	.48	49	.82
10	.17	30	.50	50	.83
11	.18	31	.52	51	.85
12	.20	32	.53	52	.87
13	.22	33	.55	53	.88
14	.23	34	.57	54	.90
15	.25	35	.58	55	.92
16	.27	36	.60	56	.93
17	.28	37	.62	57	.95
18	.30	38	.63	58	.97
19	.32	39	.65	59	.98
20	.33	40	.67	60	1.0

Special Accommodations

The core values of the California 4-H Youth Development Program state that we “appreciate, respect and value diversity through a commitment to inclusion of diverse Californians.” If you cannot complete your Record Book in the standard format, 4-H is more than happy to accommodate you. Accommodations are made on a case-by-case basis. Speak with your UCCE County Community Education Specialist to make a request.

Questions?

If you have questions while completing your Record Book, ask an adult volunteer in your club or county to help you. This Record Book Manual is designed for members, adult volunteers and staff.

Formatting Instructions

If you plan to submit your Record Book to any competition, you must follow these guidelines to receive the maximum points for this section.

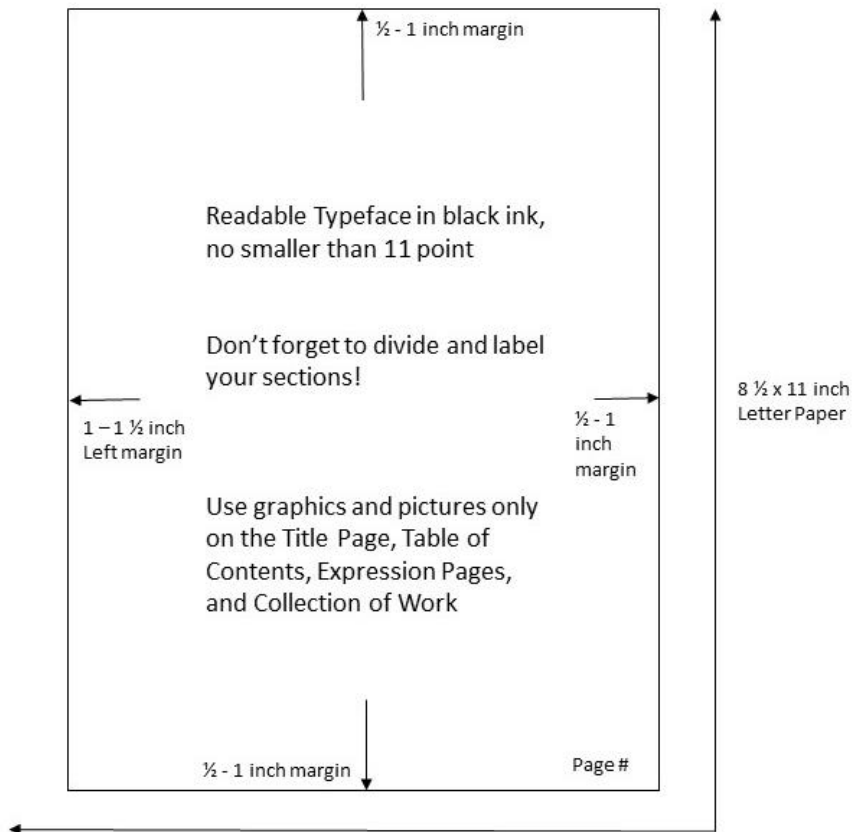
- We highly recommend that you use a computer to complete your Record Book forms. However, handwritten forms are acceptable.
- Google versions of the Record Book are encouraged. If you are using an electronic version of your Record Book, especially Google Sheets, the instructions below for printed materials may be adjusted if you need to print your book for evaluation or competition. Check with your club and county to see if you can submit your book electronically so no printing is required.
- All books submitted to State Competition will be electronic. The required Cover Sheet and County Check Sheet will be submitted electronically.

For Printed Books:

- **Paper:**
 - 8 ½ inch x 11 inch plain white copier paper for most sections. The Title Page may be any color or special paper and still must be 8 ½ inch x 11 inch.
 - Double-sided is okay.
 - Photo quality paper is okay only on pages with photographs in the Collection of Work and/or Expression Pages.
- **Margins:**
 - Pages may be printed in portrait or landscape. Use the setting that makes it read easily.
 - If printing out Word or Google docs forms and placing your Record Book in the Record Book Cover or in a Binder: Left margin between 1 inch and 1½ inch. All other margins (top, bottom, and right) should be between ½ inch and 1 inch.
 - If sharing the URL to your digital Google forms, use ½ inch to 1-inch margins all around.
 - If printing out a Google Sheet, set margins to not less than ½ inch all around.
 - If used, headers, footers are preferably inside these margins.
 - Page numbers can be outside the margins.
- **Typeface:**
 - Typed or handwritten in black or blue ink.
 - Color may be used on the Title Page, Table of Contents, Expression Pages and the Collection of Work.
 - If handwritten, text must be written legibly. If typed, no less than 11 point in an easy to read font. Font size may differ for headings and emphasis in text.
- **Divide and Label Sections:**
 - Use tabs and divider pages to separate sections and improve overall organization. Colored paper may be used as section dividers.
- **Graphics:**
 - Graphics, pictures and drawings may only be included on the Title Page, Table of Contents, Expression Pages and the Collection of Work.

- **Number the Pages:**
 - Use a logical system that matches your Table of Contents to number the pages of your Record Book. Hand numbering is acceptable due to the significant number of inserted pages. Numbering using printed stickers is okay.
- **Folder or Binder:**
 - Use an Acco fastener folder or 3-ring binder, not more than 1” wide. Acco Record Book Covers may be purchased from the [Shop 4-H](#).
- **Other:**
 - Do not exceed the page limits for each section.
 - Do not use plastic page covers or laminate any pages.

PAGE GUIDELINES for Printed Forms



Organization Overview

A California 4-H Record Book contains the following items.

Section 1: Preliminary Information

- Title Page
- Table of Contents

Section 2: Personal Development Record

- Complete one Personal Development Report (PDR) form each year.
- Already have a Platinum Star? New short version PDR is acceptable. See PDR section for more details.

Section 3: My 4-H Story

Section 4: Projects*

- One Annual Project Report (APR) form for every project you have completed.
- One expression page for every project.

Section 5: Collection of 4-H Work

Section 6: Leadership Development Report (Intermediate and Senior Members Only)

- Complete one Leadership Development Report (LDR) Part 1(Pre) and Part 1(Post) per year.
- Complete one Leadership Development Report (LDR) Part 2(Pre) and 2(Post) per leadership role, per year.

Section 7: 4-H Resume (Senior Members Only)

- Senior members create a 4-H Resume that highlights their skills, leadership and civic engagement development throughout their 4-H career.

A Note about previous year's records:

All of your previous years records can be inserted at the back of the current year's book, in reverse chronological order (that means by year and the year you started is in the back and you work forward to the current year in the front) or you can have a separate book for each year—the option is up to you. Some county competitions want to see all of your previous records—so be sure to find out what your county wants before you compete.

Sending to State Competition? Only submit the current year's records—don't send any previous year's records. The last section will be Section 7: 4-H Resume, there shouldn't be anything behind that.

Are you a Junior, Intermediate, or Senior Member?

Ages 9 through 10	Junior Member
Ages 11 through 13	Intermediate Member
Ages 14 through 19	Senior Member

***You must complete at least one Annual Project Report (APR) form to receive a year stripe and pin.**

Section 1: Preliminary Information

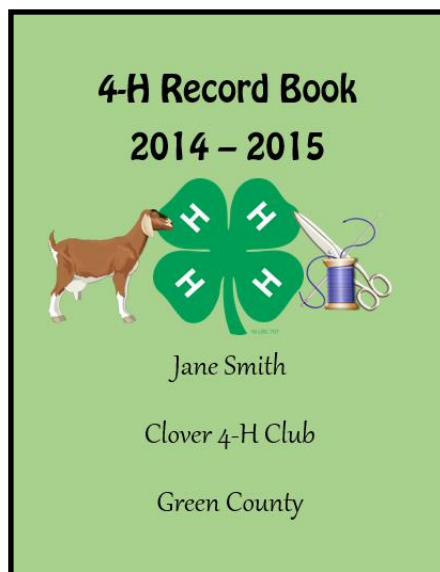
Title Page

A title page includes your full name, 4-H Club, your county and the program year. The title page may be a color other than white paper, use graphics, photos and larger text. The title page must not exceed one standard page.

Table of Contents

A table of contents lists the order of the 4-H Record Book sections. Include the titles of the section headers and page numbers. A 4-H Record Book is organized into the following sections.

Section 1: Preliminary Information	page numbers
Section 2: Personal Development Report	page numbers
Section 3: My 4-H Story	page numbers
Section 4: Annual Projects	page numbers
<i>(This section includes Annual Project Reports and Expression Pages. Each project may have its own subsection or all of the projects may be contained within one section)</i>	
Section 5: Collection of 4-H Work	page numbers
Section 6: Leadership Development Reports(s)	page numbers
<i>(Intermediate and Senior Members Only)</i>	
Section 7: 4-H Resume	page numbers
<i>(Senior Members Only)</i>	



“Strive for excellence, not perfection.” ~ H. Jackson Brown Jr.

Section 2: Personal Development Report (PDR)

- Record participation and activities both inside and outside of 4-H for the current program year.
- When you attend a 4-H event, both virtually and in-person, record it as a 4-H Event Attended.
- If you did something at that event that meets the requirements in another area(s), you can record that as well, BUT that activity can only be counted in one category—**it's your choice**.
- Record activities in the most appropriate or needed category for Star Ranks.

Example:

- State Field Day—Event Attended
- At Field Day you gave a presentation on how to create a service-learning project. You could count this presentation as a Communication Skill. If you won a gold seal/medal for your presentation, you would list that award in Honors and Recognition.

Platinum Star Awardees:

- If you already have your Platinum Star, you can skip sections of the PDR beginning the year after you earn your Platinum Star.
- Everyone completes sections 4 and 5.
- Platinum Star awardees have the option to skip sections 1-3 and 6-8. While not required, you may want to capture one or more of these optional sections. If you plan to apply for scholarships or college, you may find some of the information very helpful.

Additional Space

- You may add pages, rows or lines to each category as needed.
- Do not delete columns of required information. All columns are required.

Level of participation

- In categories 2 through 8, identify your level of participation in each activity.
- The levels are:

I = Individual, **L** = Local Club/Unit/Project, **C** = County,
M = Multi-county, **S** = State, **N** = National/Multi-State, **G** = Global

Star Ranks

- Star ranks are designed to encourage you to participate in a wide variety of activities and to provide you with an opportunity to set (and reach!) your goals.
- Each category lists the Star Rank requirement.
- On the first page of the PDR, the second box asks you to list your club meeting attendance for the year. If you are in a SPIN club, your club meeting/project meeting are the same in most cases— so your club meeting attendance (on the first page) and project meeting attendance (on the third page) will be the same.

Activities Inside and Outside of 4-H

- You may record up to two significant activities outside of 4-H in categories 2, 4, 5, 6 and 7.
- Category 8 may ONLY include activities outside of 4-H.
- **All** activities must meet the instructions and guidelines for each category.

Activities from the Previous Year

- If you forgot to record an activity or event from a previous program year, you may record it on the current year's PDR. This is an exception, and not intended to allow a member to go back and add a full year's worth of activity. If you didn't do a book last year, that's okay, start from where you are this year.
- You must have proof of participation and the approval of an adult volunteer.
- Record the information as you would for activities and events of the current year (date, activity, location, and level).

Personal Development Record (PDR) Categories

1. Projects Completed (optional for Platinum Star holders)

Record the projects you have completed.

- Complete a minimum of six hours of project instruction or more as required by the project leader. Instruction can be virtual or in-person. If you are participating in a training related to your project and you want to count it toward your project completion, get permission from your project leader first.
- During the current year, 80% average attendance across all projects is required to receive an achievement rank.

2. Project Skill Activities (optional for Platinum Star holders)

Record events or activities that demonstrate your knowledge to an audience or judge. Activities may be recorded even if you are not enrolled in the corresponding project – as long as the skills are related to a 4-H project.

- **Exhibits:** Record exhibition entries such as animals, foods, crafts or other items. You may receive multiple credits for the same exhibit presented before a new audience at a different event.
 - **Judged Exhibits:** Each entry or collection of entries related to one project counts as one credit. For livestock, each species and project shown counts as one credit.
 - All foods entries count as one credit, all photography entries count as one credit, all market chicken entries and all show chicken entries **each** count as one credit.
 - **Examples:** Fair entries, Fashion Revue, State Photography Competition, educational displays (if judged).
 - **Non-Judged Exhibits:** Each show or event counts as one credit regardless of the number of items exhibited.
 - **Examples:** Parents' Night, National 4-H Week exhibit, public building display.
- **Showmanship:** Record each time you compete in a showmanship competition as a 4-H member. Each individual showmanship competition may be counted separately.
- **Knowledge Contests:** Record participation in 4-H knowledge bowls, contests or other activities that test your knowledge.
 - **Examples:** Horse bowl, Avian bowl, Horticulture Contest, Champion Challenge.
- **Judging Contest:** Record participation in any organized 4-H judging contest where you are judged by a set of standards on how well you judged.
 - **Examples:** Livestock Judging Day, Field Day Judging Contests.
- **Project Skill Activities Outside 4-H:** Record participation at shows, competitions and contests that relate to a 4-H project skill but are NOT strictly 4-H events or do not have 4-H classes.
 - **Examples:** Pacific Poultry Breeders Association Show, ARBA National Convention, AKC Dog Show, Quilting Conference (QuiltCon).

You may not participate as a 4-H member or record activities in jackpot or prospector shows that do not comply with 4-H Policy. Events that do not comply with 4-H Policy may not be recorded in the Record Book at all.

3. Events Attended (optional for Platinum Star holders)

Record 4-H virtual and in-person events that you attend during the year. Count any 4-H event that you attend outside of regular club and project meetings. Be sure to get permission from your club or project leader(s) for virtual events that you attend that could count for 4-H learning. Multiple day events, such as County Fair and Conferences count as one event.

○ **Examples:**

- | | |
|-----------------------|-------------------------|
| ▪ California Focus | ▪ Fashion Revue |
| ▪ Club Holiday Dinner | ▪ Field Days |
| ▪ Achievement Night | ▪ Officer Training |
| ▪ Fundraisers | ▪ Livestock Clinics |
| ▪ Equine Play Days | ▪ Leadership Conference |

You may receive credit for attending the event as well as completing an activity that fits in another category.

- **Example:** Attending County 4-H Presentation Day is counted in category 3 (Events Attended) and presenting a demonstration is counted in category 6 (Communication Skills).

A Note about Fairs:

If the fair you attend has a 4-H/FFA class, you can enter it as a 4-H Event Attended, even if the fair is not operated by 4-H. Shows and contests that are **neither** operated by 4-H nor consisting of 4-H showing divisions/classes are NOT considered 4-H events. If the show or contest relates to a 4-H project skill, it may be included in category 2 as a “Project Skill Activity Outside 4-H.”

4. Leadership Development (all members complete this section)

Record each project that you lead and each leadership position you hold at the club, county, sectional, state and/or national levels. The duties you perform in leadership roles are considered part of the position and cannot be counted as separate activities for any category on the PDR—for example, if you have to give a report as a Club Officer, you cannot count your report as a Communication Skill because this reporting is part of your job as an officer.

- **Committee Chair or Member:** Record the committee where you served.
 - **Examples:** Club phone tree, Field Day Set up committee, 4-H Parents’ Night Decorations committee, County Presentation Day Judges Refreshment committee.
- **Junior Leader:** If you are younger than 11 and not yet an intermediate member, count your project leadership in the PDR.
- **Lead a 4-H Group Activity:** An activity can be planned ahead or it can be spontaneous*, usually on a one-time basis, to benefit 4-H members, volunteers or the community. As long as you took the lead to make it happen, you can count it. *Spontaneous means that you didn’t prepare anything, but you responded to lead, in the moment that something happened, that required knowledge and leadership skills to solve the situation.
- **Leadership Outside of 4-H:** You may count two of your most significant leadership roles outside of 4-H and record them in this category.
 - **Examples:** Student Body President, School Math Tutor, Youth Group Leader

Significant 4-H Leadership Roles for Intermediate and Senior Members

To meet the Star Rank criteria for gold and platinum stars, you must hold significant 4-H leadership roles that require 20 hours or more of leadership contribution. Count all of your training, meeting, planning and research hours as well as the hours spent leading toward this requirement. You must complete the Leadership Development Report form to receive credit for these roles.

See next page for examples of Significant Leadership Roles.

Examples of Significant 4-H Leadership Roles for Intermediate and Senior Members:

Enrolled in a 4-H Leadership Development Project, County Ambassador, Junior or Teen Leader, Club Officer, Camp Counselor, Exchange Program, State Ambassador, Youth Board Member, Youth Key Leader

Junior members may earn Significant Leadership credits if these conditions are met:

1. You are a Club Officer
2. You already have earned a Silver or Gold Star and you are working on either Gold or Platinum Star
3. You and your adult volunteer believe you understand all of the questions in the LDR and you believe that you can learn something by completing them.

5. Civic Engagement and Community Service (all members complete this section)

Record your active participation in a planned, publicized and approved civic engagement, service learning or community service activity. Credits are counted by event attended, not separate activities at that event.

If an event or activity is recurring, separately count your participation in each one.

- **Example:** Record each monthly visit to a convalescent home.

Do not count fundraising activities for personal benefit under Civic Engagement/Community Service. This includes fundraising activities that support group attendance at county, sectional, state or national 4-H events. You may record this activity under category 3 (Events Attended).

- **Community Service Project:** Record events and activities that serve the common good in the interest of the community or members of the community.
 - **Examples:** Canned food drive, beach cleanup, clothes drive, convalescent home visit.
- **Service Learning Project:** Service learning combines service and education to address a recognized need in the community. It involves collaboration with others and includes a time for reflection on the experience. See the state 4-H website for more information on how to conduct service learning events. ***You can receive two (2) credits for Service Learning Projects.*** Make one entry for Service Learning Project Learning and Planning and one entry for the Service Learning Project Event—that's when you actually do what you planned.
 - **Examples:** Learning about water issues and painting storm drain signs; learning about persons with disabilities and designing a help aid to meet an identified need.
- **Civic Engagement and Civic Affairs:** Record events and activities in which you are engaging in one or both of the following categories as a part of your 4-H experiences:
 - **Civic Engagement**
 - Advocacy, activism and discussion on civic issues with informed decision making.
 - **Civic Education**
 - Government principles, processes and structures; personal roles and responsibilities; history and cultural heritage; global understanding
 - **Examples:** attending Citizenship Washington Focus or California Focus, volunteering at a voter registration, completing a Safe Space training.
- **Civic Engagement and Community Service Outside of 4-H:** Count two significant civic engagement or community service roles and record them here.

- **Examples:** School clothing drive for disaster victims, donating at a blood drive.

6. Communication Skills (optional for Platinum Star holders)

Record communication activities that you participate in at any event inside or outside 4-H. Do not include thank you letters as communication activities.

- **4-H Presentations:** To be counted as a presentation, you must meet the requirements in the [State 4-H Presentation Manual](#). Any time you speak to a new audience at a new event, record it (repeating at the same event or practicing your presentation does not count).
- **Prepared Talk:** Any time you prepare (in advance of the event or activity) a report or talk, record this here. Officer reports or committee reports are considered part of your role and are not counted.
- **Radio and Television Appearances:** When you appear as a guest representing 4-H before a radio or television audience, record it here. You must be actively involved in the interview or presentation.
- **Newspaper Articles:** Record the number of articles that you write and submit to local/school papers, 4-H newsletters and 4-H websites. If the article was not published, you may receive credit if it is submitted and approved by your adult volunteer. **This does not include articles that are written about you—regardless of who the author is.**
- **Letters:** Record letters that you crafted to teach others about 4-H and/or persuade community members to participate in a 4-H event. If you wrote one letter and sent it to multiple recipients, it still counts as one credit. Do not include thank you letters.
 - **Examples:** letters to potential buyers, letters to city council or other government representatives.
- **Judge:** Served as a Judge for a 4-H activity or contest.
- **Representing 4-H:** Record events or activities where you represented 4-H to outside groups or community audiences (non 4-H). You must be identified as a 4-H member.
 - **Examples:** Speak about 4-H at a school assembly, host an information booth about 4-H at community event
- **On-Line Communication:** Record activities where you created a 4-H website, moderated a 4-H email list, or created a 4-H social networking page.
 - **Examples:** Facebook, Twitter, blogs or other social media platforms that you created and moderated on a regular basis. “Liking” or commenting on a post does not count.
- **Communication Outside of 4-H:** Select up to two significant communication activities outside of 4-H and record them in this category.
 - **Examples:** give a presentation at a school science fair, create and manage a personal blog, appear as a guest on a radio show about an upcoming performance that you are in.

7. Honors and Recognition (optional for Platinum Star holders)

Record all high honors and recognition you have earned! Other project-specific honors and recognition like seals and ribbons go in your Annual Project Report. You can record high honors and recognition if it is very

big deal to you. You don't have to get the top award to record it here. If you are very, very, very proud of an award or honor, record it!

Think about it like this: Last year you placed 15th in the contest you entered and this year you placed 3rd. That's a big jump and you should be very, very, very proud of that—and you should record it here.

If you don't know how to decide if an honor or award should be recorded, ask a parent or another adult to help you reflect on how you have grown to achieve that award.

- **Examples** (names and titles may vary):
 - Grand Champion
 - Reserve Grand Champion
 - 100% Club Attendance
 - County Ambassador/All Star
 - Diamond Clover Award
 - Emerald Star
 - Fashion Revue winner
 - Record Book Winner **or Medalist**
 - Gold and Platinum Presentation Day winners
 - State Ambassador
 - Star Ranks
 - Golden Clover Award
 - Food Fair winner

- **In standard-based (Danish) 4-H competitions:** Blue ribbons or gold seals in any judged contest.
 - **Example:** A blue ribbon or gold/platinum seal may be counted if it is the highest placement in a judged contest where gold, blue, red and white ribbons/seals are awarded. Additionally, if there is a Best of Show in that contest, it may also be counted.

- **In peer-to-peer (American) 4-H competition:** The 1st or 2nd place of a division, 1st and 2nd place overall, Grand and Reserve Grand Champion may all be counted.
 - **Examples:**
 - 1st or 2nd place Showmanship; 1st or 2nd place market class
 - Best of: Breed, Class, Division, or Show
 - Director's Award

- **Honors and Recognitions Outside of 4-H:** Select two significant recognitions outside of 4-H and record them here.
 - **Examples:**
 - Student of the Year
 - Champion Sports team
 - Eagle Scout
 - Honor Roll
 - Musicianship Award

8. Healthy Lifestyle Activities (optional for Platinum Star holders)

Record participation in organized group activities related to a healthy lifestyle outside of the 4-H program. The idea of this section is to show that you use your free time actively engaged in healthy leisure. This shows you are a person who is connected to your community. Each organization, group, activity or sport counts as one credit per 25 hours of **active participation**, and can be counted per quarter, up to four times per year. If you did not complete at least 25 hours of active participation, that activity cannot be counted.

- **Examples:**

- Faith-based youth group
- Employment
- Music lessons
- Organization meetings and active participation
- School or community camp (4-H camp is recorded in category 3 “Events Attended”)
- Sports teams
- Extracurricular activities related to school work, such as choir performances, tutoring, etc.

You can list the same sport, music instrument, etc., multiple times as long as the dates entered cover a period of time and you have participated at least 25 hours to receive each credit.

- **Examples:**

- If you play an instrument and participate in several performing groups, you may list each group separately as long as each group requires at least 25 hours of practice and performance time.
 - Sarah plays the cello in the school orchestra, the pit orchestra for the school musical, a community orchestra and a chamber group. Each group meets at least weekly and they have devoted 25 hours to each group. They may list all four groups as separate credits for Healthy Lifestyle Activities.
- If you play a sport year-round and devote at least 25 hours per “quarter” (or 3 months) of the program year, you may list it up to four times per program year.
 - Armando plays soccer year-round and practices for 25 hours per season. They can list soccer as a Healthy Lifestyle Activity up to four times (one for each season) in this section and receive four credits.

These activities are not counted:

- Family vacations
- Academic work during school hours and homework (homeschool or traditional school)
- Care for your pets or livestock
- Spectator activities (watching a play, observing a faith-based ceremony or gathering)
- Events/activities that are not consistent with 4-H policy

“Children are our most valuable natural resource.” ~ Herbert Hoover

Section 3: My 4-H Story

Instructions

Your 4-H story is an opportunity to reflect on your 4-H experiences that focuses on the current 4-H year. Your story can be printed on both sides and should meet these *minimum* word counts. Do not write more than 2000 words.

- Junior (or first year member): 250 – 500 words
- Intermediate: 500 – 1000 words
- Senior: 1000 – 2000 words

Follow these formatting guidelines:

- Double space.
- Print single OR double sided, you choose.
- Use an easy-to-read font such as Times New Roman or Garamond.
- Keep the text size between 12 point and 14 point.

The following may help in developing your story:

Pick a theme and build the story around that theme so the story flows naturally. If you are having trouble developing a theme, you may use the following questions to help think about what to say.

(If you are submitting your book to State Competition, focus your story on Parts 3 & 4.)

Part 1 - About You

- What might be one of your Sparks: interests or passions?
- What are your plans for the future?

Part 2 – 4-H Projects and Activities

- What goals did you set in your projects and which ones did you reach?
- What would you do differently if you were to try it again?
- What skills have you learned in 4-H?
- How have you handled financing your projects, if needed?
- Who was especially helpful to you? How?

Part 3 – Leadership and Civic Engagement

- How has 4-H helped you become a better leader and citizen?
- What types of civic engagement projects or leadership roles have you been involved in?
- How did you work with others to contribute to your community or your school?
- What have you learned from working with other 4-H'ers through your leadership positions?

Part 4 – 4-H's Impact on You

- What kinds of relationships have you had with your 4-H leaders?
- How has your 4-H participation changed how you feel about yourself?
- How has your participation influenced your school and career goals?
- What has being a 4-H member meant to you?
- How has 4-H helped you identify your Spark?

Section 4: Annual Project Report (APR)

Instructions

Projects are all about learning new things and teaching others. Each year you will participate in at least one project. A minimum of six hours of project instruction or more, as required by the project leader, must be completed.

Completing this Section

- This section is used to document your specific project experiences
- Place items in the following order for each separate project:
 1. Annual Project Report (APR) form for every project you have completed.
 2. Expression page for that project, behind the APR.

Section 4: Annual Project Report Form

- In the Learning Experiences box, record every project-related activity or event where you learned something new or developed a skill related to the project. Write about what you did, where you did it and what you learned or the skill you practiced. Be sure to list the hours of work you dedicated to that event or activity. Even if you and another family member did the same project, attended the same meetings, etc. you must use your own thinking and words to document what YOU learned. Just because a sibling learned something, you may have learned something completely different during the same meeting. (Evaluators notice if a book is word for word like another book. Copying another person's work is not allowable.)
- In the second, third and fourth tables in the APR:
 - List things raised, grown or improved, honors and awards, civic engagement and leadership activities and keep track of your expenses and income related to that project. To find the value of something you made, you might ask an adult volunteer to help you do some research to find a similar item.

You may not participate as a 4-H member in jackpot or prospector shows that do not comply with 4-H Policy. Participation in these shows should NOT be recorded as a 4-H experience or as an "Outside 4-H" experience. Events that do not comply with 4-H Policy may not be recorded in the Record Book at all.

Each Annual Project Report form completed and signed by the Project Leader counts as a separate project on the PDR under category 1 (Projects Completed).

If you are a Junior or Teen Leader:

- And you **are** enrolled in that project, you will complete an APR and LDR (see page 20) for that project.
- And you **are not** enrolled in that project, you will not complete an APR, but you will complete an LDR for that project.

Expression Page (Not to be confused with the Collection of Work)

Include one Expression page for each Annual Project Report. The Expression page must:

- Teach the reader something that you learned which was interesting to you
- How you built your Spark(s) through this project

The use of photos, drawings, graphics, a slide deck, a video or audio recording, and/or written documentation should demonstrate something that you learned, which was interesting to you, that you are now teaching the reader/viewer/listener. The design should be age appropriate and creative.

If the Expression page is a drawing, written words, photos or other graphic images, the page must be one side of an 8 ½” x 11” piece of paper. You may draw, write, use graphic design elements, or other creative elements, etc.

If the Expression page is a slide deck, provide the URL to the slide deck for viewing electronically or make a PDF of the slide deck and insert it into the record book. Slide deck slides are limited to 4 pages.

If the Expression page is a video or audio recording, provide the URL to the item. Videos and audio recordings should be less than 5 minutes.

The Expression Pages are not to be used to expand the Collection of Work.

Section 5: Collection of 4-H Work

Your Collection of 4-H Work supports the other sections of your Record Book. It is an opportunity for you to display what you have done and learned throughout the year through photos, samples and examples. If you listed something in your PDR or APR, this is a good place to show an example of that.

The Collection of 4-H Work should not be more than one example of each type of item—choose your best ones. Use the standard formatting and paper guidelines except as noted below.

The following items may be included. Items may be compiled in any order and must represent the current 4-H year.

Newspaper or Newsletter Articles

1 item

Limited to two pages, each side counts as a page.

Newspaper or newsletter articles must be written by you or can be about you. If an article is about you, you can't get Communication credits for it, but it's nice to put them in this section. Articles may not be shingled—that means not stacked on top of each other. It's best to make a photocopy of a newspaper article and put the whole sheet of paper in the Record Book. Digital copies or printouts from on-line sources are acceptable. List source and date.

Flyers or Brochures

1 item

Single or double sided. Flyers or brochures must feature you or must have been created by you. Brochures may be attached to a standard sheet of paper or hole-punched and inserted. Do not use plastic sheet covers.

Letters or Certificates

1 item

The letter may either be written by you or about you. Certificate must have been presented to you in the current year.

Photographs/Collage

2 pages

Photographs should show project work, leadership and civic engagement activities. They should demonstrate your Spark(s). Captions for each photo should explain what is taking place in the photograph and include when and where the photograph was taken. Pictures may not be shingled—not stacked on top of each other. They must be firmly attached to the page (no “flip-ups”). Digital or computerized photos are acceptable. You may use photo quality paper.

Section 6: Leadership Development Report (LDR)

Instructions

(Intermediate and Senior Members Only)

This Report is completed by intermediate and senior members only. You can learn valuable leadership skills in the 4-H program by participating in many leadership activities and in different roles.

Work collaboratively with your adult volunteers to set goals, develop lesson plans, teach skills and evaluate the activity or project.

1. Coordinate details such as meeting times, locations, materials and supplies and expenses with the adult volunteer.
2. Communicate with the adult volunteer and members about group expectations, responsibilities and expected outcomes.
3. Keep track of your hours in a calendar, notebook or journal. It is okay if it takes more than one year to complete the 20 hours—you just have to complete 20 hours in the same role for it to count in this category. Complete Part 1 Beginning of the Year and End of the Year in the year when you start your role and complete Part 2 Beginning of the Year and End of the Year in the year that you finish.

The LDR form has two parts, and each part has beginning of the year and end of the year components.

Part 1 (Beginning of the Year): At the beginning of the year, explain all of your leadership roles and why they are important to you. Set OVERALL personal leadership goals to be accomplished by the end of the program year.

Part 1 (End of the Year): At the end of the year, reflect on how your experiences throughout the year contributed to your OVERALL development as a leader.

Part 2: (Beginning of the Year): Complete a different Part 2 Beginning of the Year for each leadership role.

Explain how the goals set in Part 1 Beginning of the Year will be accomplished and are relevant to each leadership role.

Part 2 (End of the Year): Complete a different Part 2 End of the Year for each leadership role. For each leadership role, reflect on how you met or didn't meet your goals, strategies and what obstacles got in the way that you had to overcome.

Example:

If you are a Junior Leader and you are the Secretary of your club at the beginning of the year, you will complete:

Part 1 (Beginning of the Year)—one form for both roles

Part 2 (Beginning of the Year) complete two forms: one for your Junior Leader role and one for your Secretary role

At the end of the year, you will complete:

Part 1 (End of the Year) one form for both roles

Part 2 (End of the Year) complete two forms: one for your Junior Leader role and one for your Secretary role

To meet the Star Rank criteria for gold and platinum stars, you must hold significant leadership roles that require 20 hours or more of leadership contribution. Count all of your trainings, meeting, planning and research hours as well as the hours spent leading the activity or event. You must complete the Leadership Development Report form to receive credit for these roles.

Each “Part 2, including both Beginning of the Year and End of the Year” of the Leadership Development Report form completed and signed by an Adult Volunteer, counts as a separate credit on the PDR under category 4 (Leadership Development).

All Leadership Development Reports are placed in their own section in the Record Book.

Leadership Development Report Frequently Asked Questions

How do I know if I need to complete an LDR?

If you are working on your Gold or Platinum Star Rank, you need to earn two credits in the Significant Leadership category for each of those ranks—a total of four. So you would need to complete an LDR for four leadership roles over time.

If you are not working on Star Ranks, and you want to submit your book to competition at any level, you must complete at least one LDR to get full leadership points on the score form. In this case, choose the leadership role where you learned or grew the most or was the one most important to you and complete one LDR for that role.

Can I accumulate hours over more than one year to count on the LDR?

Yes, in the same role (if you are a junior leader one year and a teen leader the next year for the same project, this counts as the same role). Keep track of the hours you spend on a specific leadership role in a calendar, journal or other document. In the first year, complete Part 1 and Part 2 **Beginning of the Year** and make a one of your goals that you plan to complete your 20 hours over two years. Then in the second year, complete Part 1 and Part 2 **End of the Year** and talk about how you achieved your goal to complete 20 hours over the two years. Be sure to be specific about how you completed the 20 hours.

If you submit your book for county or state competition, in year one, include Part 1 and Part 2 Beginning of the Year forms. In year two, include Part 1 and Part 2 both Beginning of the Year and End of the Year forms.

The LDR is for Intermediate and Senior members only. Can Junior members who are Club Officers complete the LDR and get Significant Leadership credit?

Yes, under these conditions:

1. You are a Club Officer
2. You already have earned a Silver or Gold Star and you are working on either Gold or Platinum Star
3. You believe you understand all of the questions in the LDR and you believe that you can learn something by completing them. You should work with an adult to help you decide if these forms are right for you.

If I don't want to complete an LDR do I have to?

No, you do not have to complete any parts of the Record Book if you don't want to—it's your book—do the parts that are meaningful to you. Here are some reasons *to* complete the LDR that you might want to think about:

- 1) If a full Record Book is required by the fair that you want to enter—you should complete it.
- 2) If you want to participate in county or state Record Book competitions—you will get more Leadership points if you complete it.
- 3) If you are thinking about going to college or applying for a job someday, a complete Record Book will help you remember all of the leadership skills that you have developed.

If I don't have enough hours to complete the LDR, but I still want Leadership credits, where do I record those?

In the PDR. You can record leadership activity in the PDR, Section 4, as long as it meets the criteria listed on pages 13-14 of this manual.

If I take a leadership development training (not a project) can I count the hours that I spent in training on more than one Significant Leadership role?

No—good question, though! You cannot double count any activity. Count it once and if it were us, we would use it where you need the most hours to reach 20 hours.

Section 7: 4-H Resume

(Senior Members Only)

A resume is an opportunity to show your strengths, skills, talents and creativity. You want to stand out and be remembered and at the same time present yourself professionally. If you want to be creative in the style and design, try to follow these tips:

- Use no more than 2 different fonts and no more than 3 different sizes of fonts.
- Follow a pattern of font use, heading use and description format
- Leave plenty of white space on the page, consider 1 inch margins all around
- Use bullet points and phrases instead of full sentences except in the Personal Development Statement—use full sentences there.

4-H Record Book Resume:

- Maximum of 2 pages. Each side counts as a page.
- Highlight your 4-H experiences and include a little of your outside of 4-H involvement— highlight the most significant skills you have gained, the ones that you are most proud of.

Include the following:

- ⇒ **Name, Address, Phone, Email in a heading**
- ⇒ **Personal Development Statement:** One to three sentences that describe what you stand for and what you aspire to become as a human being. It is not a statement of what you want to do, but rather how you want to be in the world or what value you can add to your community, workplace, school place, etc.
- ⇒ **Education and Professional Development:** Highest grade achieved so far. Trainings and specialized course work.
- ⇒ **Leadership Skills:** Describe skills you have gained through significant leadership roles you have filled. Include date range of experience.

Example:

Co-Chair, County Harvest Festival, August - October 2014:

With an adult volunteer, planned and organized a countywide event for 500 people.

Developed problem-solving, group management and organizational skills.

- ⇒ **Civic Engagement Skills:** Same format as Leadership Skills.

- ⇒ **Other Skills:**

Examples:

Expert pianist, 10 years of lessons and over 100 recitals

300 hours work experience in housing painting

- ⇒ **Certificates & Honors:** List name of certificate and who issued it.

Example:

Lifeguard/Professional CPR, American Red Cross, August 2015

Evaluation and Competition

4-H Record Book competitions measure your leadership development, civic engagement activities and personal growth, as well as project involvement. 4-H Record Books may be evaluated at the club, county and state levels.

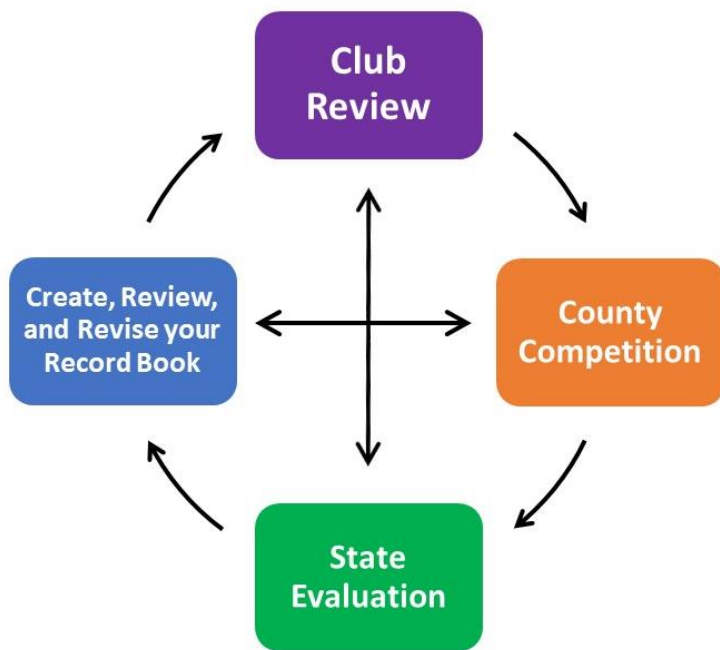
The Purpose of Record Book Competitions:

- Provide an incentive for you to record your project work and personal achievement.
- Receive feedback and encouragement on your 4-H project skill development, leadership and civic engagement development and record-keeping skills.
- Get recognized for outstanding 4-H work!

After completing your Record Book, you can submit your book to [review, evaluation and competitions](#) at the club, county and/or state level. Club and county level competitions are **not required for State Competition**.

Club Review and Evaluation

Record Books are usually reviewed and may be evaluated by adult volunteers (this varies between clubs). If books are evaluated, it must follow the State guidelines for evaluation. Star Ranks are awarded at the club level and may include a county review and verification process, which could be a different process than County Competition.



County Competition

This level of competition is not the same in all counties so check with your County 4-H Office to find out what your county does. The State 4-H Incentives and Recognition Advisory Committee **requires** the use of the County Record Book Evaluation Worksheet, posted on the State 4-H website.

State Competition

Only senior members (ages 14 – 18) are eligible to submit Record Books to State Competition. Your book will be evaluated against standards found on the State 4-H website.

You **do not need** to win or even enter your County Competition in order to submit your Record Book to State Competition. You must complete all of the pre-requisites to submit your book to State Competition.

See the annual Record Book Evaluation Process form for specific information, found at: <http://4h.ucanr.edu/Resources/Members/RecordBook/RBCompetition/>

Please do not make any changes to the forms, formatting or requirements outlined in this manual. Inaccurate forms are reasons for disqualification from competition.

Submitting Your Book to State Competition

If you are a senior member (14-19 years old) you are eligible to submit your book to State Competition! It's a great learning experience, a chance to receive feedback on your record keeping skills and participation in 4-H and it's another opportunity to earn recognition.

Once you've completed your book, there are a few steps you must go through before submitting it to State Competition. Follow all of the steps found on the State 4-H website at:

http://4h.ucanr.edu/Resources/Member_Resources/RecordBook/RBCompetition/StateCompetition/

If you are planning to submit your Record Book to state competition you must complete the electronic Intent to Submit Form by the published due date of the year you plan to enter competition.

The State 4-H Cover Page is completed electronically and must be completed to enter your 4-H Record Book entered for State Competition. The Cover Page will ask you to provide contact information and you will provide the links to your Record Book. Your Record Book must be stored on a shareable digital platform like Google Drive, Box, Dropbox, etc.

A County Check Sheet will be completed by 4-H Staff from your County 4-H Cooperative Extension Office. The invitation to complete the form will be sent to the county office from the state office. There is nothing you need to do to make this happen.

Email Gemma Miner (gmmminer@ucanr.edu) or Kate Lyn Sutherland (katelland@gmail.com) with any questions.



4-H Record Book Resources

http://4h.ucanr.edu/Resources/Member_Resources/RecordBook/

Join the [CA 4-H Record Book Support](#) Private Facebook Group
(Be sure to answer all of the membership questions)

Questions and comments may be directed to:

California State 4-H Office
2801 2nd Street
Davis, CA 95618-7774
(530)-750-1334
ca4h@ucanr.edu

Have Questions? Need Support? Join our private [Facebook Group](#).