



February 2025

15	Last Day to Transfer clubs or add/drop Projects for Kern County Fair	
17	UCCE Office Closed - President's Day Holiday	
*25	Hi & Jr Hi 4-H - 6:00pm	Amy Andrews 661-348-6305
*25	Leader Council Meeting - 7:00pm	

March 2025

*15	Presentation Day	Sue McKinney 661-868-6235
*25	Hi & Jr Hi 4-H - 6:00pm	Amy Andrews 661-348-6305
*25	Leader Council Meeting - 7:00pm	
28	UCCE Closed for Cesar Chavez Holiday	



Highlights in this Issue

2024/2025 Program Registration.....2-3
 YQCA Scholarships.....4
 February 15th Deadline.....5
 Club Leader Timeline 2025.....6-7
 Presentation Day.....8-10
 4-H Shooting Sports.....11-15
 Kynd Kits.....16
 Medal Test Study Guides.....17
 4-H Stem Challenge.....18
 Project Sheets for Leaders.....19
 FSA Youth Loans.....20
 Important 4-H Links.....21-22



Kern County 4-H

1031 S. Mt. Vernon Avenue
Bakersfield CA 93307-2851

Phone: 661-868-6200

Fax: 661-868-6208

or cekern@ucdavis.edu

*Meeting is at the UC Extension Office, 1031 S. Mt. Vernon Avenue, Bakersfield, CA - Wheelchair accessible. Please contact UCCE Kern at 661-868-6200 if any special accommodations. Individuals who need to request an ADA accommodation in order to participate in 4-H sponsored events and activities can contact your local 4-H Office to complete a 4-H ADA Accommodation Request Form: <http://4h.ucanr.edu/files/153972.docx>



4-H REGISTRATION QUESTIONS OR PROBLEMS?

Please let us know if you are having any
questions about 4-H registration

CALL GORDON RIGGS
661 868-6225
OR EMAIL
GBRIGGS@UCANR.EDU

2024-25 PROGRAM YEAR FEES

\$75 YOUTH MEMBER

\$30 ADULT VOLUNTEER

IMPORTANT 4-H Online Enrollment 2024/2025 Program Year starts after July 1st Enrollment system for online registration

<https://4h.zsuite.org/>

Returning families already have an account set up in the system using the same email address as before. If you have been active any time in the last 5 years, **DO NOT CREATE A NEW ACCOUNT**.


New families will need to select “**Sign Up**” and then follow the prompts to establish the new family account. Program fees can now be paid online using your credit card at <https://ucanr.edu/kern4hpayment>.

Helpful tutorial videos on how to use the new system can be found on our website at https://cekern.ucanr.edu/Youth_Development/.

**Please contact Gordon Riggs at 661-868-6225 or gbriggs@ucanr.edu
for membership registration questions**

Make 4-H payments by credit card - see link below

[Use Your Credit Card to Pay 4-H Enrollment Fees Here](#)



Updated Leader Orientation

For New Leaders, please visit the link below

[New 4-H Volunteer Leaders](#)

For Returning Leaders, please visit the link below

[Returning 4-H Volunteer Leaders](#)

[Handbook For New Families](#)

This guide was developed to help new families understand the 4-H program. Please share a copy of this with new families in your club. If you have feedback for updates to this guide, please submit them to Sue McKinney at lsmckinney@ucdavis.edu or call 661-868-6235.

<http://4h.ucanr.edu/files/271860.pdf>



ATTENTION!

YQCA Scholarship Applications Now Open!

YQCA is excited to launch a new scholarship program for certified youth, ranging from high school seniors to age 21, pursuing an agriculture degree or trade.

We will provide a total of \$30,000 in scholarships to selected youth in 2025! Individual scholarships will be awarded in the following amounts:

One recipient - \$10,000

Two recipients - \$5,000

Four recipients - \$2,500

<https://yqcaprogram.org/local/scholarship-program.php>

**Scholarship applications are open from
January 1st – February 17th.**

Recipients will be announced in May.

Please reach out to help@yqcaprogram.org with any questions.



FEBRUARY

15TH

**LAST DAY TO
TRANSFER CLUBS
OR ADD/DROP
PROJECTS FOR
THE KERN
COUNTY FAIR**



Submit your transfer form before the deadline



2025 Kern County 4-H Community Club Leader Timeline



January 20, 2025 -Martin Luther King Birthday UCCE Office Closed

January 28, 2025-High and Junior High 4-H meeting 6 pm

January 28, 2025-Leader Council Meeting 4-H meeting 7 pm

February 15, 2025 -Deadline! All returning members MUST transfer clubs or add/drop project by this day.

February 17, 2025 -Martin Luther King Birthday UCCE Office Closed

February 25, 2025-High and Junior High 4-H meeting 6 pm

February 25, 2025 -Kern County 4-H Leader Council Meeting 7 pm. All clubs are required to attend (or send a representative) a minimum of THREE Leader Council Meetings each year.

March 15, 2025 Presentation Day- UCCE Office

March 25, 2025- High and Junior High 4-H meeting 6 pm

March 25, 2025- Leader Council Meeting meeting 6 pm

March 31, 2025 -Cesar Chavez Birthday - UCCE Office Closed

April 12, 2025 Fashion Revue UCCE Office

April 22, 2025- High and Junior High 4-H meeting 6 pm

April 22, 2025- Leader Council Meeting 7 pm

April 23, 2025 -DUE! Scholarship Applications

May 10, 2025 -Livestock Clinic KC Fairgrounds

May 27, 2025- High and Junior High 4-H meeting 6 pm

May 27, 2025 -Kern County 4-H Leader Council Meeting. All clubs are required to attend (or send a representative) a minimum of THREE Leader Council Meetings each year.

June 16, 2025 - Juneteenth -UCCE Office Closed

June 24, 2025 - High and Junior High 4-H meeting 6 pm

June 24, 2025 - Leader Council Meeting 7 pm

July 1, 2025 - Happy 4-H New Year! 4hOnline will open shortly for enrollment. ZSuite should be open July 18th.



Attention!

The dates in the calendar are subject to change. Always look at the first page of the newsletter to get up to date information on what's happening.

The Kern County 4-H Policy document outlines the policies set forth by the Kern County 4-H Leader Council. If your club does not meet the minimum guidelines the Kern County Fair gate 40 pass may be forfeited.



Current 4-H policy requires the following:

- Donate a minimum of **ONE** item to Each Silent Auction (worth \$25 or more). Silent Auctions will be held at 2 events each year.
- Support any other Fundraiser determined by the Leader Council
- Attend a minimum of **THREE** KC 4-H Leader Council Meetings
- Follow policies set forth in the 2024-25 Kern County 4-H Policy document



Presentation Day

Saturday, March 15, 2025

Why is Public Speaking Important?

- It will enhance your ability to communicate with others and help increase your self-confidence.
- Public speaking will make you more comfortable around other people.
- It is one of the most effective ways to get your point across to others.
- It will make a difference in your future life, career and community.
- Public speaking allows to demonstrate and increase your knowledge of your subject.
- The ability to speak in public makes you stand out from others in school and the workplace.
- To become a leader you must learn how to communicate.

Learn how to make a 4-H Presentation:

California 4-H Presentation Manual

Sign up for 2025 Kern County Presentation Day

<https://ucanr.edu/2025kerncountypresentationday>

Presentation Day

Saturday,

March 15, 2025



Presentation Formats

Demonstration – Doing and showing how while telling how. The speaker makes something or does something and has a final product.

Illustrated Talk – Talking and telling how about something using visual aids. Visual aids can include charts, posters, photos, slide, pictures or models.

Science or Engineering Presentation – A Science presentation focuses on making sense of the world. An Engineering presentation focuses on finding suitable solutions by weighing design choices.

Educational Display Talk – An organized visual presentation of a program or concept. The speaker introduces the display with a prepared oral presentation and then has a dialog with the evaluators about the display.

Informative Prepared Speech – A speech written to inform or educate the audience. The presenter seeks out accurate information, organizes it into a logical format and competently presents the information.

Persuasive Prepared Speech – The purpose of this format is to sway and convince the audience. The speaker addresses both side of the subject and uses ethos, pathos, and logos to influence the audience.

Impromptu Speech - One at a time, speakers will draw a topic from a hat. They will then have three minutes to develop a speech dealing with the topic.

Interpretive Reading – Speakers may read any published work that is age appropriate and acceptable for a public school classroom. The speaker creates the setting through voice inflections and hand gestures.

Share the Fun Skit – Groups perform acts such as skits and other presentations that focus on a 4-H topic.

Cultural Arts – Individuals or groups perform a costumed dramatic reading, musical, dance or other such performing art. May have audience participation.

Public Speaking For 2025



Presentation Day



March 15th
4-H Office
10 am


Practice your Public Speaking skills by Participating in Presentation Day

Learn to:

- Research a Subject
- Organize your ideas in a logical order
- Share knowledge with others
- Create and use graphic to support your presentation

4-H Presentation Day
Manual





It's time to sharpen up your shooting skills and start preparing for the 41st Annual State 4-H Shooting Sports Match, sponsored by the **Siskiyou County 4-H Council**. Registration is now open and all entries **MUST** be postmarked by March 14, 2025. For complete details and to download the rules and registration packet, please visit:

https://ucanr.edu/sites/ca4H/Events/Shooting_Sports_events/





Tulare County 4-H Dale Wimp Rifle & Pistol Match

Saturday, March 29, 2025
Dale Wimp Rifle Range
7398 Avenue 328
Visalia, CA 93291

Event Chair: Don O'Dell (559) 972-4771
Rifle Match Chair: Scott Scheer (559) 359-2022
Pistol Match Chair: Jody Scheer (559) 359-3154



University of California
Agriculture and Natural Resources

4-H Youth Development Program

Check-In at 8:00 am; Mandatory Participant Orientation at 8:30 am; Match starts immediately following orientation.

This small-bore rifle and pistol match is designed as a county event for 4-H Shooting Sports Rifle and Pistol project members to participate in a formal competitive situation, putting to use what they have learned in the project this year. Participants must provide their own gun, ammunition, OBI (Open Bore Indicator), hearing protection and eye protection. Mats will be provided. **Elbow Creek 4-H Club will have a food booth on site for lunch and snacks. Match T-Shirts are available on a pre-order basis with a cost of \$20 each. There is a T-Shirt Design Contest, open to all 4-H members; winner will receive a FREE T-Shirt. T-Shirt Design Contest submissions are due on February 26, 2025.**

Registration & T-Shirt Design Contest Submissions are due or postmarked no later than February 26, 2025.

Only pre-registered shooters will have targets available to them on the day of the match.

Eligibility: Open to Tulare County 4-H members enrolled in the Shooting Sports Rifle and Pistol project.

Age Divisions: Primary (mini) members are not eligible to participate.

Junior ages 9-10 years
Intermediate ages 11-13 years
Senior ages 14-19 years

*Age divisions are calculated as of December 31, 2024.

Classes: 01 = Rifle Open Sight 02 = Rifle Peep Sight 03 = Pistol
(May enter only one Sight Class for Rifle)

Entries are due by February 26, 2025 to:

Tulare County 4-H
Dale Wimp Rifle & Pistol Match
4437 – B S. Laspina St.
Tulare, CA 93274

Rifle Club Team(s)

One shooter in each age division: Junior, Intermediate, & Senior only. **All team members must be from the same club. One or even two shooters may represent a club for the Team award, however, it is to the club's advantage to have a full team. Clubs may have as many teams as they like, but they will compete independently of each other. Teams can consist of both peep and open sight shooters. Shooters may move up an age level to fill a team, e.g., Junior as an Intermediate, but not down, e.g., Senior as an Intermediate = NOT ALLOWED.

Safety Rules

These rules are based on the VSA Range Safety Manual. Leaders are responsible for instructing shooters on these rules prior to the match.

1. Check-in will begin promptly at 8:00 A.M.
2. The **mandatory** exhibitor orientation is at 8:30 A.M. **Members who are not checked in and in attendance at the exhibitor meeting will not be allowed to participate.**
3. There will be no back-to-back relay changes. Any relay position changes must be approved by the range master and completed before the match begins. **Absolutely no changes after the match has begun!**
4. **No practice shooting will be allowed.**
5. Mats will be provided.
6. All shooters **must** provide their own eye and ear protection and OBI (OPEN BORE INDICATOR). Shooters without the before mentioned **will not** be allowed to participate.
7. All pistols will be checked in and remain in the possession of the Dale Wimp Pistol Chair until they are needed for shooting.
8. Participants must compete with the same type of firearm as the category they entered. Changing firearm category, the day of the match will not be permitted.
9. Participants may enter only one rifle category (may enter Rifle Open and Pistol –or– Rifle Peep and Pistol).
10. Failure to comply with the rules can result in disqualification.
11. Rifle course fired will be the Civilian Marksmanship Program (formerly the DCM) Course SB-C Prone Gallery.
12. Rifle - a rifle authorized for use in small-bore rifle matches using cartridges commercially catalogued as the .22 short, .22 long, or .22 long rifle cartridges. There are no restrictions on the barrel length or overall weight of the rifle and accessories. (NRA Small-bore Rifle rules 3.1 & 3.2) Metallic Sights only; **NO SCOPES.**
13. Rifle shooters may use a spotting scope or binoculars. **Spectators may observe with binoculars or scopes from behind the red safety line, but CANNOT communicate directions to shooters. No spotting allowed. Spotting is grounds for disqualification.**
14. Official NRA Small-bore Rifle Rules and NRA Pistol Rules apply.
15. **All rifles, when removed from the vehicle at the facility, must be:**
 - **Removed from their cases**
 - **Unloaded**
 - **Magazines removed**
 - **Action open with an OBI (OPEN BORE INDICATOR) inserted in the chamber**
16. The action must be kept open with an 'Open Bore Indicator' (OBI) at all times except when the rifle is on the firing line and the range commands for PREPARATION PERIOD, LOAD and COMMENCE FIRING have been given.
17. Distance - all targets will be placed at a distance of 50 feet from the firing line.
18. All firearms must be carried muzzle up above the head, with two hands, one on forearm and one on stock.
19. Targets – rifle targets used will be the Orion small-bore rifle target, one shot per bulls-eye and hand gun targets will be B-2.
20. Participants will have two targets posted at a time.
21. Position - all rifle shooting will be done from the prone (lying down) position and all hand gun shooting will be done from the standing position.
22. A total of four targets with ten bull's-eyes each will be fired during the match. Two targets per relay.
23. Forty cartridges total is allowed for the match, 10 cartridges per target, and 20 cartridges per relay.
24. Time limit - one minute per shot.
25. Once the match begins, **EVERYONE MUST REMAIN BEHIND THE RED SAFETY LINE.**
26. Only those designated by Range Master as line officers are allowed beyond the red safety line during the match.
27. Range Lights: GREEN means that the PREPARATION PERIOD or COMMENCE FIRING command has been given. RED light means that the RANGE IS CLOSED and no one handles any firearms until Range Master or Range Officer announces preparation period has begun.
28. When shooters are called to the firing line, they must ground their rifles on their firing points. After grounding their rifles, they may not handle them again until the Range Officer announces that the preparation period has begun.
29. After the Range Officer begins the prep period, the shooter may pick up the rifle; remove the OBI (OPEN BORE INDICATOR) and dry fire. No live rounds may be loaded during the prep period.
30. When the command LOAD is given, the shooter may load one round and close the action but the muzzle must remain within the zone of fire and the shooter's finger must remain outside the trigger guard.
31. When the COMMENCE FIRE command is given, the shooter's finger must remain outside the trigger guard until the rifle is fully in position and the shooter has begun to aim at the target.
32. As soon as the shooter has fired the required number of rounds or a CEASE FIRE has been called due to time expiring, the shooter must open the action, insert the OBI (OPEN BORE INDICATOR), remove the magazine and ground the rifle.
33. Once Range Officers have ascertained that all rifles are safe, the Range Officer will give the command to

ANNUAL 4-H SHOOTING SPORTS INSTRUCTOR MEETING



TEHAMA SHOOTERS ASSOCIATION RANGE
26950 MANTON ROAD
RED BLUFF, CA
SATURDAY, MARCH 29, 2025
8:00 AM - 4:00 PM
SUNDAY, MARCH 30, 2025
8:00 AM - 1:00 PM

Calling all Shooting Sports Instructor – this includes certified adult volunteers, certified teen leaders, shooting sports volunteers who support the project but are not certified in a discipline, and 4-H staff.

Attendance at this Mandatory 2-day session will extend your current 4-H discipline certification(s) by one (1) year, provided you did not already attend the meeting in Winton, CA.

QUESTIONS

REGISTRATION: NATE CAETON NWCAETON@UCANR.EDU

SHOOTING SPORTS: RUSSELL HILL RDHILL@UCANR.EDU

OR NATE CAETON NWCAETON@UCANR.EDU

[REGISTER](#)



ANNUAL 4-H SHOOTING SPORTS INSTRUCTOR MEETING

This mandatory* meeting is a two-day event filled with:

- Program updates
- Discipline-specific networking
- Range time
- Special guest speakers
- Updates on the 4-H Shooting Sports Ambassador program
- National Championship information
- Information on Fundraising opportunities
- And more!

*Mandatory means that all shooting sports volunteers should make every attempt to attend. Every county engaged in shooting sports programming should have at least one representative in attendance.

Register Now

Please help us plan by registering early. Final registration deadline is March 24, 2025.

Fee: \$40 to cover materials, supplies, meals and drinks, and targets. Breakfast, snacks, drinks, and lunch will be provided on both days. You must secure your own lodging.

Fees can be paid online using a credit card or by check, payable to UC Regents, sent to the UCCE Shasta County office. Please contact staff for the registration form. We recommend contacting your county staff and/or 4-H club leadership to ask about providing support for your travel, lodging, and fees.

”



- **Anyone**
Kynd Kits are designed to be used by anyone. Individuals, families, and any sized groups can use Kynd Kits to make an impact on the community no matter where they are.
- **Anywhere**
Kynd Kits can be built wherever you are. Everything you need to build something for someone in need is included in your kit.

Kynd Kits are volunteer projects in a box. Everything you need to do a meaningful project for someone in need is delivered right to your door.

[Check out Projecthelping here](#)

Plant Science

MEDAL TEST

BRONZE

SILVER

GOLD



STUDY GUIDES

AVAILABLE NOW

[HTTPS://CEKERN.UCANR.EDU/YOUTH_DEVELOPMENT/
PROJECT_LEVELS_STUDY_GUIDES/](https://cekern.ucanr.edu/youth_development/project_levels_study_guides/)

4-H STEM Challenge



Introducing the 2024 STEM Challenge

It's here! The **2024 4-H STEM Challenge**, [*Food for Thought*](#), is now available. The 2024 kit provides young people with a hands-on experience as they explore food security and its impact on the world, empowering them to innovate and create positive change in their communities.

Developed by Council and 4-H educators from LSU AgCenter, North Dakota State University, Penn State Extension, and the University of Nebraska-Lincoln, the new STEM Challenge is a collection of three activities that engage kids in learning about food production, the supply chain, and food waste, while equipping them with STEM-based skills.

Get yours today on Shop 4-H!

[**PURCHASE KIT**](#)



For 4-H project leaders

Welcome to the new 4-H program year! Here are a few resources to help you think about organizing a 4-H STEM-oriented project!

- [Project Leader Checklist](#) (right)
- [Project sheets](#) (below) are a guide for 4-H project leaders to develop their projects with meaningful content. These three are examples of the dozens available!

Project Leader Checklist

This checklist is designed to assist 4-H project leaders in preparing to implement their project(s) prior to meeting with youth (Revised 10/2017)

#	X	Item
1		Have you met your Club Leader(s) and discussed your plan for implementing your project(s)?
2		Have you completed all the steps for becoming a 4-H adult volunteer? (1. Filled out the application and paid fees; 2. Fingerprinted if a new 4-H adult volunteer; 3. Completed required online orientation)
3		Do you have a list of the youth who are going to participate in your project(s) and are they enrolled in the 4-H project(s) you are going to lead? (Your Club Leader or Volunteer Enrollment Coordinator can check for you)
4		Have you developed a project description and lesson plan for what will be covered on which dates and if there will be any cost for participants?
5		Do you have a UC ANR user agreement with the facility you will be utilizing? (Your county staff member must assist you in obtaining this document)
6		Do you have completed and signed youth and adult treatment authorization/health history form on hand for all participants? Youth: http://4h.ucanr.edu/files/4726.pdf Adult: http://4h.ucanr.edu/files/20100.pdf
7		Have you provided the dates, times, and location of your project meetings to the youth enrolled in your project?
8		Is there at least one additional adult that will be on site with you at each meeting?
9		If you are going to fundraise or secure grant support for your program, have you received approval from your county 4-H staff and County Director?
10		Is there ample drinking water available?
11		Have you reviewed the "4-H Project Leaders Digest" available online at: http://4h.ucanr.edu/files/4462.pdf
12		Do you have "Annual Project Report" forms on hand for the 4-H members to keep track of their project participation? http://4h.ucanr.edu/files/220272.doc



4-H OUTDOOR ADVENTURES PROJECT



4-H THRIVE

Help Youth:

Light Their Spark

A spark is something youth are passionate about, it really fires them up and gives them joy and energy. Help youth find how this project excites them.

Flex Their Brain

The brain grows stronger when we try new things and master new skills. Encourage youth effort and persistence to help them reach higher levels of success.

Reach Their Goals

Outdoor adventures are recreational activities that take place in the beauty of the great outdoors. Youth may participate in a variety of outdoor activities, including hiking, biking, boating, and camping. Youth learn to successfully and safely participate in these activities. Youth may learn:

- how to plan an outdoor adventure outing
- the equipment and safety skills needed for an outdoor adventure
- to cook meals in an outdoor setting
- about issues and careers related to outdoor adventures

4-H Outdoors Adventure Project

4-H VEGETABLE GARDEN PROJECT



4-H THRIVE

Help Youth:

Light Their Spark

A spark is something youth are passionate about, it really fires them up and gives them joy and energy. Help youth find how this project excites them.

Flex Their Brain

The brain grows stronger when we try new things and master new skills. Encourage youth effort and persistence to help them reach higher levels of success.

Reach Their Goals

Help youth use the GPS system to achieve their goals.

In this project, youth will learn how to plan, plant, maintain and cultivate their own plant life for beauty, health and cuisine. This project will give youth an opportunity to learn that plants play a vital role for animals and humans providing food, shelter, fiber, medicine, oxygen, and beauty. Gardens will also provide the setting to teach and reinforce the concepts of:

- Appreciation of nature
- Plant growth and development
- Science and nutrition

4-H Vegetable Garden Project

4-H WOODWORKING PROJECT



4-H THRIVE

Help Youth:

Light Their Spark

A spark is something youth are passionate about, it really fires them up and gives them joy and energy. Help youth find how this project excites them.

Flex Their Brain

The brain grows stronger when we try new things and master new skills. Encourage youth effort and persistence to help them reach higher levels of success.

Reach Their Goals

Woodworking's usefulness can be applied to many areas of life through learning how to safely use tools to build with wood. The woodworking project teaches the full scope of constructing a wood piece from design to completion.

- Learn how to use tools correctly and safely
- Design your project, including all steps from start to finish
- Develop a materials list
- Select wood suited for your project
- Use of hand and power tools to cut, shape, join and sand your wood

4-H Woodworking Project



United States Department of Agriculture

Farm Service Agency

Youth Loans

FACT SHEET

August 2019

Overview

The U.S. Department of Agriculture's Farm Service Agency (FSA) makes operating loans of up to \$5,000 to eligible individual youths ages 10 to 20 to finance income-producing, agriculture-related projects. The project must be of modest size, educational, and initiated, developed, and carried out by youths participating in 4-H clubs, FFA, tribal youth organizations, or similar agricultural-affiliated groups.

The project must be an organized and supervised program of work. It must be planned and operated with the assistance of the organization advisor, produce sufficient income to repay the loan, and provide the youth with practical business and educational experience in agriculture-related skills.

Who May Borrow

To qualify for a loan, the applicant must:

- Comply with FSA's general eligibility requirements; and
- Conduct a modest income-producing project in a supervised program of work.



How Loan Funds May Be Used

These loans can finance many kinds of income-producing agricultural projects. The loan funds may be used to:

- Buy livestock, seed, equipment, and supplies;
- Buy, rent, or repair needed tools and equipment; and
- Pay operating expenses for the project.

How It Works

To apply, the applicant must submit completed plans and budgets signed by the project advisor and parent or guardian along with the FSA application for loan assistance.

These loans:

- Have a maximum loan amount of \$5,000 (total principal balance owed at any one time cannot exceed this amount);
- Have an interest rate that is determined based on the cost of money to the federal government (after the loan is made, the interest rate for that loan will not change);
- Will be secured, in addition to promissory notes, by liens on the products produced for sale and on chattel property, including livestock, equipment, and fixtures purchased with loan funds; and
- Have a repayment schedule that varies depending on the type of project for which the loan is made. For example, if it involves raising livestock or crops, the loan is paid when the animals or produce are normally sold.

More Information

For more information, visit fsa.usda.gov/farmloans or farmers.gov. Find your local USDA Service Center at farmers.gov/service-locator.

USDA is an equal opportunity provider, employer, and lender.

Save 15% at JOANN and support 4-H at the same time!

JOANN is supporting 4-H with a rewards "card" that gives holders 15% off their total in-store and online purchases!

A minimum of **2.5% of every eligible transaction is donated to 4-H.**

Two ways to sign up:

1. Sign up online at <http://www.joann.com/4-H/>
2. Download the free JOANN app on your mobile device. Go to "More" and select "Loyalty Programs".

<http://4h.uca> **Save 15% at JOANN and support 4-H at the same time!**



Shop 4-H for California!

Thanks to the [California 4-H Foundation](#), we are now signed up for an affiliate program with Shop 4-H, the National 4-H shopping site. Items include t-shirts, curriculum, incentive items and more.

When you purchase anything using [our link](#), 5% of your purchase will be returned to California 4-H!

Online 4-H Treasurer Training Course

We are pleased to announce the launch of the new California 4-H Treasurer's Training in eX-tension. This course was developed by a sub-committee of the State 4-H Policy Advisory Committee and is designed to walk 4-H Club Treasurers through their important role. Access to the course and its unique enrollment keys (different from the required training enrollment keys) can be accessed directly by youth members and volunteers at

<http://4h.ucanr.edu/Resources/Learning-Development>

The course has already been added to each county's eXtension portal as well.

You can direct any questions or report any issues with the course through our ticketing system at <https://ucanr.edu/survey/survey.cfm?surveynumber=27435>



LINKS YOU CAN USE!

4-H uniform page
<http://4h.ucanr.edu/About/Uniform/>

California 4-H Uniform Guidelines
<http://4h.ucanr.edu/files/216262.pdf>

Leslie Carman 4-H Supplies
<http://www.4hsupplies.com/>


California 4-H Branding Toolkit
http://4h.ucanr.edu/Resources/Branding_Toolkit/

California 4-H Dress Guidelines
<http://4h.ucanr.edu/files/210170.pdf>

Food Safety Training Available ONLINE!

The service of safe food should be a priority for all University of California (UC) events. Any activity where food is served (potlucks, luncheon meetings, etc.) has the risk for food borne illness. If a 4-H YDP group plans to serve food as part of an official 4-H YDP activity, the food preparation and service must be in compliance with all local (city and county) health department rules and state laws. In addition, it is imperative that all county based rules and regulations governing food service activities be observed, including securing appropriate permits. Food Safety trainings are available anytime online! Please visit the website below, and use the provided sign-in/user information:

Website: <https://www.servsafe.com/access/SS/Catalog/ProductDetail/SSECT6CA>



4-H WEBSITES

[Kern County 4-H Youth Development](#)

[Kern County 4-H Council](#)

<https://4-h.org/>

[Project Level Testing and Study Guides](#)

4-H ENROLLMENT WEBSITE

<https://4h.zsuite.org/>

4-H VOLUNTEER WEBSITE

https://cekern.ucanr.edu/Youth_Development/Becoming_a_4-H_Leader/

KERN COUNTY 4-H IS ON FACEBOOK!

Kern County 4-H is on Facebook! You can search for us: Kern County 4-H and 'like' us! We will post updates, important event reminders, announcements—all sorts of important things! It's the best way to keep up-to-date!

