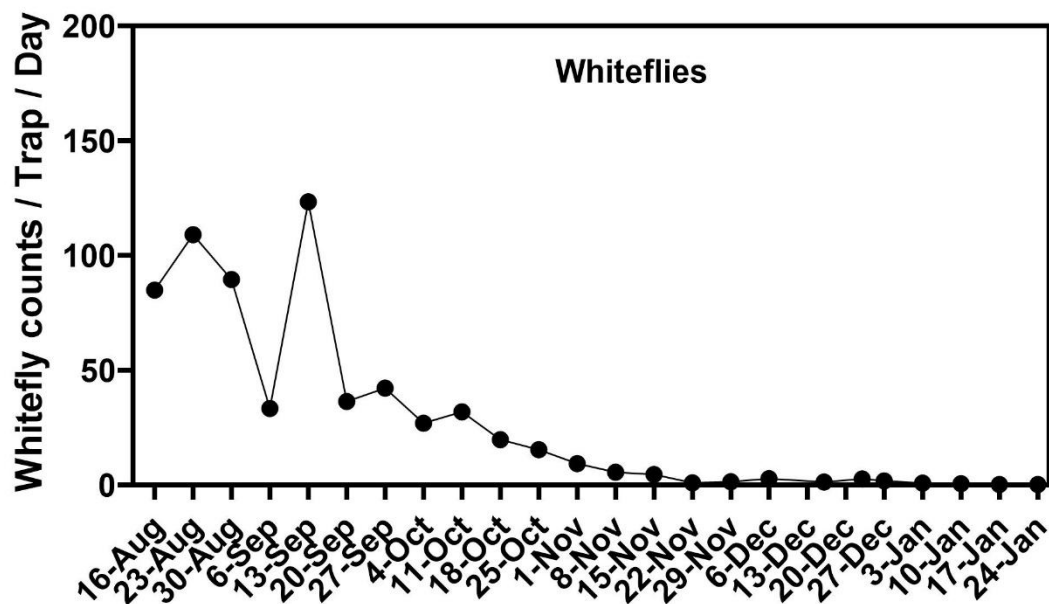


Areawide monitoring of key insect pests across the Imperial Valley: 30th January 2025 updates

The adult insect counts from the monitoring trap network until 24 January 2025 are presented below. Each dot in the graph represents the average insect count from 19 traps across the Imperial Valley for that sampling week, and the value is expressed as insect counts per trap per day.

Whiteflies

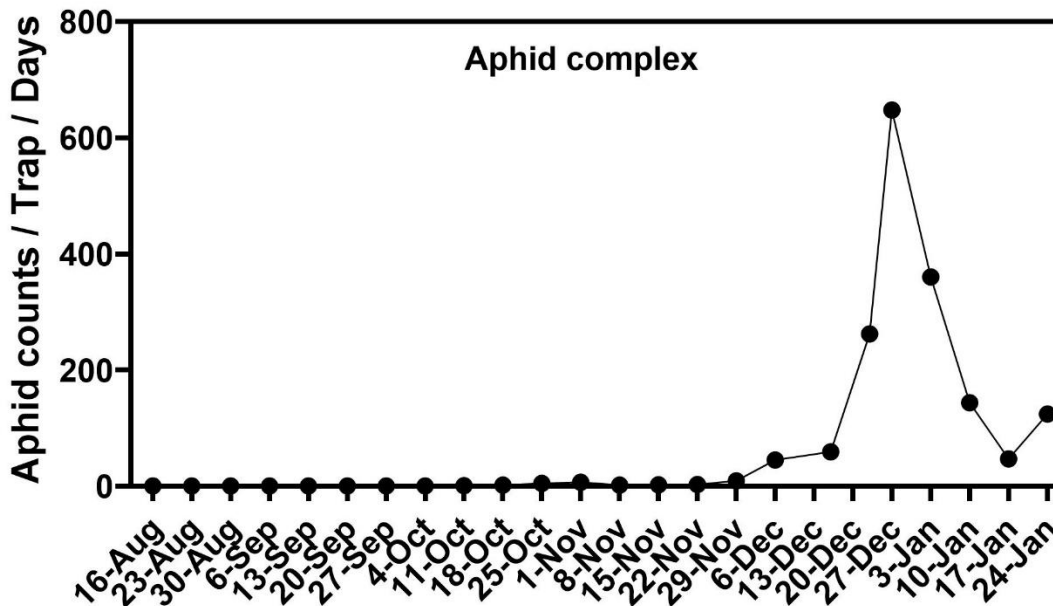
The whitefly counts in the traps consisted mainly of sweetpotato whitefly (*Bemisia tabaci* MEAM1). Additionally, a small fraction of the total count (< 5%) comprises bandedwinged whiteflies, *Trialeurodes abutilonia*, and other minor species. We observed their numbers decreasing in the traps starting from mid-September. The number of adults captured in our traps was low for the last two months.



Aphids

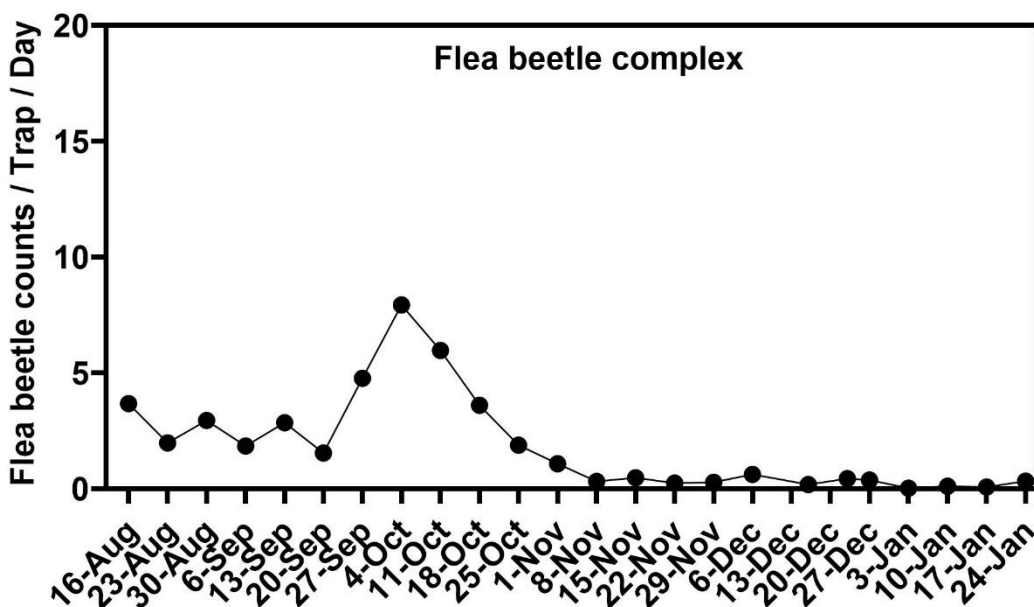
The trap count data of aphids below do not focus on any single species but represent the aphid complex in the Valley. The trap capture data suggests that alate (winged) aphids were almost absent in the valley during August and until the first half of

September. However, with the cooler weather, their numbers have sharply increased in the Imperial Valley. Currently, we are observing moderate adult alate aphid activity across the Imperial Valley.



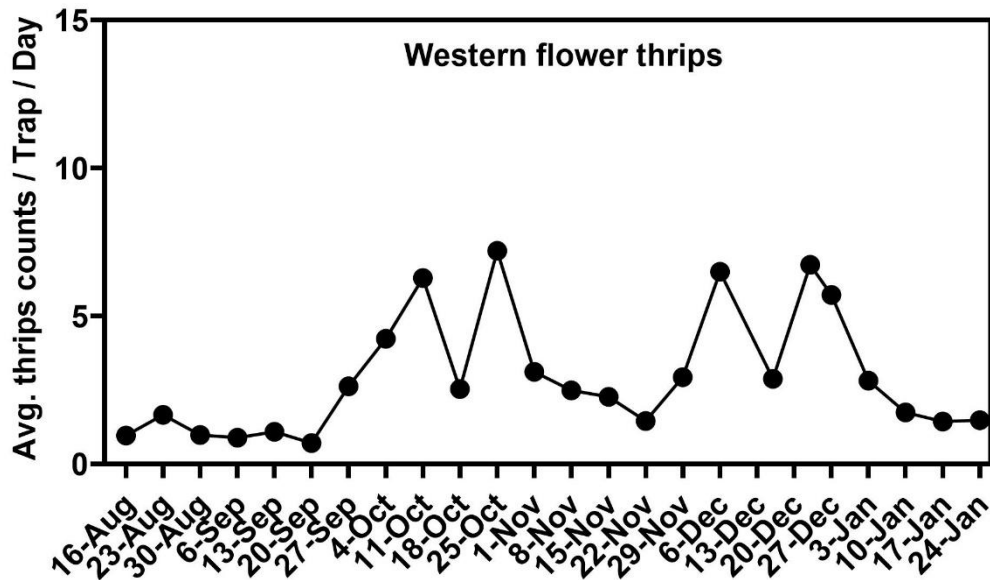
Flea beetles

The flea beetle counts in the traps comprised the pale-striped flea beetle, *Systema blanda*, the desert corn flea beetle, *Chaetocnema ectypa*, and a few other minor species. Currently, the trap capture of adult flea beetles is very low.



Western flower thrips

While the traps contained several thrip species, only western flower thrips, *Frankliniella occidentalis*, the major thrip species of concern for several crops in Imperial Valley, were counted to provide more specific data.



If you are interested in additional data from this project or have questions or comments, contact Arun Babu at (442) 265 -7700 or arbabu@ucanr.edu.